



**CAMPBELL
HAUSFELD®**
BUILT TO LAST



Tools & Equipment

New

CORDLESS TOOL

S E R I E S

pg. 2-5



Cordless Series

14.4 Volt Drill

DG1114 pg. 4



Cordless Series

Mini Screwdriver

DG3500 pg. 5

3-in-1 LaserFind

Laser Level with Studfinder

LZ3000 pg. 5



Cordless Rechargeable

Air Compressor with Built-in Radio

FP2071 pg. 6

Air Tools

1/2" Impact Wrench, Twin Hammer

TL1302 pg. 19



Air Nailers

Framing Nailer (34°)

NS3490 pg. 42

Pressure Washer/Steamer Combo

1800 PSI/1400 Watt Steamer

PW1690 pg. 53



Includes Soap and Turbo Lance

2600 PSI Gas Pressure Washer

PW2602 pg. 55

Table of Contents & Warranty info



Cordless Tool Program 2-5



Air Compressors 6-11



Tire Safety/Automotive Accessories.. 12-15

Air Inflators 16-17



Air Tools 18-33

Air Tool Accessories 34-39



Air Nailers 40-43



Painting Systems. 44-51



Electric Pressure Washers 52-53

Gas Pressure Washers 54-55

Pressure Washer Accessories 56-57



Stick Welders. 58-59

MIG/Flux Wire-Feed Welders 60-61

Welder Accessories 62-63



Campbell Hausfeld History. 64



Contact Information 65

Blue bar indicates durable powered equipment built for the home, garage or workshop.

1
YEAR
LIMITED
WARRANTY

Frequency of Use	Design Life	Warranty
<i>Occasional</i>	<i>Standard</i>	1 Year

Green indicates superior quality powered equipment engineered for the automotive garage and residential jobs.

2
YEAR
LIMITED
WARRANTY

Frequency of Use	Design Life	Warranty
<i>Intermittent</i>	<i>Superior</i>	2 - 3 Years

Yellow bar indicates top-of-the-line powered equipment engineered for the professional work site, facility maintenance or automotive garage.

3
YEAR
LIMITED
WARRANTY

Frequency of Use	Design Life	Warranty
<i>Frequent</i>	<i>Supreme</i>	3-5 Years

New

CORDLESS TOOL S E R I E S

Powerful

Compact

Lightweight

Ergonomic

NEW



Features include:

- Larger, more powerful motors provide higher torque performance.
- 6 models from 6 V screwdriver to the powerful 19.2 V MaxTorque drill.
- Patented Dashboard™ technology, which incorporates levels, magnetic tray and LED charge indicators.
- 20% lighter battery cells and "Smart" off-board charging systems.
- Bi-molded two-finger comfort triggers and soft-grip handles.



3
YEAR
LIMITED
WARRANTY

19.2
VOLTS

Cordless Drill, 19.2 Volt with 250 pc. Kit

DG151905CK

- More power than comparable 18V single speed cordless drills. 42mm DC motor to complete large tasks faster and easier
- LED light panel for low battery warning. Magnetic tray secures metal objects for instant access. Barrel level for horizontal drilling accuracy
- Convenient onboard access to four driver bit sizes
- No key required for tightening
- Faster bit changes
- Lightweight

- **Dual speed switch**
- **Magnetic tray**
- **Horizontal target level**
- **Low battery light**



- **Vertical target level**



2 TIMES
THE POWER



Campbell Hausfeld
42mm Motor



Other Brands
36mm Motor

Model #	Voltage	Battery Type	RPM	Switch	Torque (lbs)	Battery Pack
DG151905CK	19.2	NiCD	0-350/0-1150	2-Speed	315	Removable

Cordless Drills

Cordless Drills



Cordless drill, 12.0 Volt
Cordless drill, 14.4 Volt

DG111200CK
DG111400CK

- Ideal for drilling and driving in restricted space areas. Designed for the serious do-it-yourselfer who wants a compact, solid performance drill at an affordable price
- Magnetic tray secures metal objects for instant access. Barrel level for horizontal drilling accuracy
- Convenient onboard access to driver bits
- No key required for tightening
- Keyless chuck enables faster bit changes
- Snap-on storage case included

- Magnetic tray
- Horizontal target level



- Vertical Target level



- Snap-on storage case



Model #	Voltage	Battery Type	RPM	Switch	Torque (lbs)	Battery Pack
DG111200CK	12.0	NiCD	0-600	Variable	190	Removable
DG111400CK	14.4	NiCD	0-600	Variable	190	Removable



1
YEAR
LIMITED
WARRANTY

Cordless drill, 6 Volt alkaline
Cordless drill, 9.6 Volt

- Convenient onboard access to driver bits
- Barrel level for horizontal drilling accuracy
- Change drill and driver bits in a snap. Hex shaft eliminates bit slippage

- **Magnetic tray**
- **Horizontal target level**



Mini screwdriver

DG350000CK

NEW

- 6V batteries are standard AA alkaline and are easily replaced
- Handle rotates to straight screwdriver position or pistol-grip style
- Includes horizontal target level and on-board bit storage



**HANDLE ROTATES 90°
TO PISTOL GRIP POSITION**

3-in-1 LaserFind

LZ3000

NEW

- Laser level projects a straight line onto any surface for use when hanging pictures and more
- Studfinder automatically senses studs behind walls to ensure you start your project in the right place
- LED lights dimly lit areas to help ensure accuracy when working



Model #	Voltage	Battery Type	Switch	Battery Pack
DG100600CD	6.0	Alkaline	Variable	N/A
DG110900CD	9.6	NiCD	Variable	Removable

Air Compressors

Air Compressors



Cordless Air Compressor

FP2071

NEW

- Cordless design is great for work and play. Use at home for inflation, brad nailing, stapling, air brushing and more.
- Shoot over 600 brad nails or inflate 9 tires from flat to full on a single charge
- Take camping to inflate air mattresses and use the 12V power source. Or, use by the pool to inflate children's toys and listen to the radio.
- 1.5 gallon tank
- 2 powerful 7.5 amp hour batteries
- On-board 12V power source, AM/FM radio, and accessory storage



Wall-Mountable Air Compressor

FP2052

- Compact design with maintenance-free oil-less pump; ideal for the home workshop
- Hose wrangler system keeps hose coiled when not in use for easy transportation and compact storage
- On-board accessory storage keeps small accessories organized and readily available
- Includes wall-mounting bracket and hardware, 25 ft. recoil hose, tire chuck, 2 inflation nozzles, inflation needle, and an inflation needle adapter



Why Use Air Compressors?

Consider these easy-to-use air compressors for your next project, such as tire inflation, brad nailing and stapling. These maintenance-free, oil-less air compressors feature easy-to-read gauges, comfortable handles, accessory storage, and built-in hose management. Their lightweight, portable design makes them easy to store in your garage or workshop.

1 Gallon Portable Air Compressor *FP2028*

- Built-in accessory storage to keep accessories organized and readily available
- Easy-to-read gauge allows for easy monitoring of air flow
- Includes 25 ft. recoil hose, tire chuck, 2 inflation nozzles, inflation needle, and an inflation needle adapter



Portable Air Compressor *FP2049* Portable Air Compressor *FP2090*

- Lightweight and easy to carry with maintenance-free oil-less pump
- Perfect compressor for home usage such as inflation, brad nailing, stapling, air brushing and more
- Includes 25 ft. recoil hose, tire chuck, 2 inflation nozzles, inflation needle, and an inflation needle adapter



4 Gallon Portable Air Compressor *FP2080*

- Lightweight and easy-to-carry with maintenance-free oil-less pump
- Easy-to-use control panel with large easy-to-read gauges
- Built-in accessory storage for clutter-free work area
- Includes 25 ft. recoil hose and industrial coupler



Model No	Tank Capacity	Voltage requirements	ISO 1217 Free Air Delivery scfm* @40/90 PSI	MAX Pressure
FP2071	1.5 Gallon	12V	1.4/1.03	135 PSI
FP2052	2 Gallon	120V	1.4/1.03	135 PSI
FP2028	1 Gallon	120V	.51/.39	100 PSI
FP2049	3 Gallon	120V	.51/.39	100 PSI
FP2090	2 Gallon	120V	.51/.39	100 PSI
FP2080	4 Gallon	120V	1.4/1.03	135 PSI

*SCFM (Standard Cubic Feet per Minute) measures air flow delivered by compressor

Air Compressors



15 Gallon, ASME Code, Vertizontal* Air Compressor WL6514
26 Gallon, ASME Code, Vertizontal Air Compressor WL6506

- Built-in tool storage helps organize the garage
- Easy-to-read and easy-to-use control panel
- Large air reservoir for extra storage during heavy-duty tasks around the home
- Maintenance-free oilless pump
- Hot/moving parts are covered by durable shroud



***CAN BE OPERATED AND STORED IN A VERTICAL OR HORIZONTAL POSITION**

13 Gallon, ASME Code, Air Compressor WL6501
20 Gallon, ASME Code, Air Compressor WL6502

- Built-in tool and accessory storage helps organize the garage
- Easy-to-operate controls with descriptive icons and oversized gauges for quick reference
- Large air reservoir for extra storage during heavy-duty tasks around the home
- Maintenance-free oil-less pump with hot/moving parts covered by a durable shroud



26 Gallon, ASME Code, Air Compressor WL6111

- Built-in tool and accessory storage helps organize the garage
- Vertical orientation saves 50% more space
- Easy-to-operate controls with descriptive icons and oversized gauges for quick reference
- Large air reservoir for extra storage during heavy-duty tasks around the home
- Maintenance-free oil-less pump with hot/moving parts covered by a durable shroud



Why Use Air Compressors?

These award-winning, popular air compressors are designed for your serious home and auto projects. Wheeled for portability, they feature powerful motors that operate on household electrical current and quality-built air tanks. Most units include a built-in control panel for easy operation and control. They also feature shrouds to protect motors, gauges and other parts.

Ultimate Garage Kit

HL410199

- Everything you need to get started with automotive repairs
- Includes: 8 gallon oil-lubricated compressor, 1/2" impact wrench, general purpose spray gun, 3/8" ratchet, 2-in-1 nailer/stapler, tire inflation gun with gauge, 64 piece hand tool kit, hose reel, 25' PVC air hose, 25 piece accessory kit, impact sockets, safety glasses, dust mask and ear plugs
- Oil-lubricated, CAST IRON cylinder compressor pump for long lasting, reliable performance
- Large air reservoir for extra storage during heavy duty tasks around the home



8 Gallon, Oil-Lubricated, Air Compressor

HL5501

- Oil-lubricated, CAST IRON cylinder compressor pump for long lasting, reliable performance
- The 1.3 running HP motor combined with the Campbell Hausfeld pump stands for high quality performance and starting capabilities
- Large air reservoir for extra storage during heavy duty tasks around the home



4 Gallon, Oil-Lubricated, Air Compressor

HL5502

- Oil-lubricated, CAST IRON cylinder compressor pump for long lasting, reliable performance
- The 1.3 running HP motor combined with the Campbell Hausfeld pump stands for high quality performance and starting capabilities
- 4 gallon twinstack tank for efficient air storage



Model No	Tank Capacity	Running HP	Voltage requirements	ISO 1217 Free Air Delivery scfm** @40/90 PSI	MAX Pressure	Pump
WL6501	13 Gallon	1.7	120V	5.6/3.8	125 PSI	Oilless
WL6502	20 Gallon	1.7	120V	5.6/3.8	125 PSI	Oilless
WL6111	26 Gallon	1.7	120V	5.6/3.8	125 PSI	Oilless
WL6514	15 Gallon	1.7	120V	5.6/3.8	135 PSI	Oilless
WL6506	26 Gallon	1.7	120V	5.6/3.8	125 PSI	Oilless
HL410199	8 Gallon	1.3	120V	4.5/3.7	125 PSI	Oil-Lubed
HL5501	8 Gallon	1.3	120V	4.5/3.7	125 PSI	Oil-Lubed
HL5502	4 Gallon	1.3	120V	4.5/3.7	125 PSI	Oil-Lubed

** SCFM (Standard Cubic Feet per Minute) measures air flow delivered by compressor

CAST IRON Air Compressors



10 Gallon, ASME Code, Oil-Lubricated Air Compressor

HL4210

- Oil-lubricated pump with **CAST IRON** cylinder
- Oil sight glass allows visual monitoring of oil level for convenient pump maintenance and improved performance
- Low amp draw motor for high quality performance with fewer tripped circuit breakers
- Durable and safe ASME code tank



NEW

15 Gallon, ASME Code, Oil-Lubricated Vertical Air Compressor

HL4315

- Oil-lubricated pump with **CAST IRON** cylinder
- Powers a variety of air tools for the serious do-it-yourselfer
- Low amp draw motor for high quality performance with fewer tripped circuit breakers
- Durable and safe ASME code tank



NEW

20 Gallon, ASME Code, Oil-Lubricated, Air Compressor

VT6290


- Heavy-Duty **CAST IRON**, oil-lubricated, twin cylinder pump
- Powers a variety of air tools for the serious do-it-yourselfer, professional, or contractor
- Product life: up to **5,000** hours*
- Quietest operation
- Durable and safe ASME code tank



* Based on B-10 bearing rating



- Easy-to-change filter for clean intake
- Solid **CAST IRON** cylinders
- Dip stick and breather
- Side port for easy oil fill
- Ball bearings for longer life



26 Gallon, ASME Code, Oil-Lubricated, 120V
26 Gallon, ASME Code, Oil-Lubricated, 240V

VT6233
VT6271

- Heavy-Duty **CAST IRON**, oil-lubricated, twin cylinder pump
- Powers a variety of air tools for the serious do-it-yourselfer, professional, or contractor
- Product life: up to **5,000** hours*
- Quietest operation
- High horsepower motor capable of running on 120/240 volts
- Durable and safe ASME code tank for greater air storage



60 Gallon, ASME Code, Oil-Lubricated, Air Compressor VH6111

- Heavy-Duty **CAST IRON**, oil-lubricated, twin cylinder "V" style pump
- Air flow (SCFM) to power a wide variety of air tools
- Product life: up to **3,000** hours*
- Quiet operation
- Durable and safe 60 gallon ASME code tank for greater air storage



60 Gallon, ASME Code Oil-Lubricated, Air Compressor VT6275

- Heavy-Duty **CAST IRON**, oil-lubricated, twin cylinder pump
- High air flow (scfm) to power a wide variety of air tools
- Product life: up to **5,000** hours*
- Quietest operation
- Durable and safe 60 gallon ASME code tank for greater air storage



For higher output air compressors please see page 65 for contact information.

Model No	Tank Capacity	Running HP	Voltage requirements	ISO 1217 Free Air Delivery scfm**@40/90 PSI	MAX Pressure	Pump
HL4210	10 Gallon	1.3	120V	4.5/3.7	125 PSI	Single cylinder
HL4315	15 Gallon	1.3	120V	4.5/3.7	125 PSI	Single cylinder
VT6290	20 Gallon	2.0	120/240V	6.5/5.5	135 PSI	Twin cylinder
VT6233	26 Gallon	2.0	120/240V	6.5/5.5	125 PSI	Twin cylinder
VT6271	26 Gallon	3.2	240V	11.5/10.2	135 PSI	Twin cylinder
VH6111	60 Gallon	3.2	240V	11.5/10.2	135 PSI	Twin cylinder
VT6275	60 Gallon	3.2	240V	11.5/10.2	135 PSI	Twin cylinder

* Based on B-10 bearing rating

**SCFM (Standard Cubic Feet per Minute) measures air flow delivered by compressor

Tire Safety & Auto Accessories

Tire Safety/Inflators



50 PSI Pencil Tire Gauge

AU1068

- 4-sided bar
- Triple scale, PSI, kPa, & bar
- Reads pressure from 10-50 PSI



120 PSI Professional Dual-Foot Tire Gauge

AU1003

- Reverse dual-foot head simplifies reading pressure on inner dual wheels
- 4-sided bar
- Triple scale, PSI, kPa, & bar
- Reads pressure from 10-120 PSI



150 PSI Dual-Foot Tire Gauge

AU1005

- Reverse dual-foot head simplifies reading pressure on inner dual wheels
- 2-sided bar
- Reads pressure from 10-150 PSI



Why Use a Tire Gauge?

Proper tire pressure is very important to maximizing tire performance and life. It also increases gas mileage and improves tire handling. Being able to accurately check tire pressure is crucial to maintaining proper tire pressure. Campbell Hausfeld offers a complete line of tire gauges to meet every application, including traditional "pencil" style gauges, dial gauges and digital gauges.

99 PSI Professional Digital Tire Gauge

AU1102

- Features backlit LCD screen
- Includes tire tread depth gauge
- Zinc alloy housing is light weight and durable
- Ergonomic rubber grip
- Reads pressure from 5-99 PSI
- Pressure read in .5 PSI increments for precise accuracy



99 PSI Key Chain Digital Tire Gauge

AU1100

- Conveniently doubles as a key chain
- Easy to read LCD screen
- Reads pressure from 5-99 PSI
- Pressure read in .5 PSI increments for precise accuracy



99 PSI Digital Tire Gauge / Flashlight

AU1101

- Easy-to-read backlit LCD screen
- Includes bright, high-intensity LED flashlight
- Ergonomic rubber grip
- Reads pressure from 5-99 PSI
- Pressure read in .5 PSI increments for precise accuracy



AU1105 (SILVER)

60 PSI Professional Dial Gauge

AU1069

- Brass stem
- Dual scale, PSI and kPa
- Reads pressure from 0-60 PSI



75 PSI Truck/RV Dial Tire Gauge

AU1089

- Extra-flexible rubber hose makes it easier to access tire valve and read pressure
- Reverse dual-foot head simplifies reading pressure on inner dual wheels
- Brass fittings
- Bleed-off valve
- Reads pressure from 0-75 PSI



Tire Safety / Valve Caps & Hardware

Pressure Indicator Valve Caps

AU1038 (32 PSI)

AU1094 (36 PSI)

Set of 4

- Gives quick visual indicator of tire pressure:
Green = OK (caps available in 32 or 36 PSI)
Yellow = 4 PSI low
Red = 10 PSI low
- Fits standard Schrader tire valve stem



Chrome Valve Caps with Sleeves

AU1087 (Silver)

AU1035 (Red)

AU1036 (Blue)

Set of 4

- Fits standard Schrader tire valve stem
- Available in (3) different colors



Aluminum Valve Caps

AU1072 (Silver)

AU1091 (Black)

AU1092 (Purple)

AU1093 (Blue)

Set of 4

- Anodized aluminum for enhanced appearance
- Plastic inserts prevent sticking on valve threads
- Fits standard Schrader tire valve stem
- Available in (4) different colors



1-1/4" Valve Extensions

AU1039 (Plastic)

AU1040 (Chrome)

Set of 4

- Increases effective length of valve stem
- Allows easier access to tire for inflating



Tire Valves

AU1041 1-1/4", TR413 (.453 Dia.)

AU1044 2", TR418 (.453 Dia.)

Set of 2

- Snap-in style for tubeless tires



Valve Repair Set

AU1088

- Valve repair set includes everything needed for the quick replacement of standard Schrader valve cores
- Set Includes:
(1) 4-way Tire Valve Tool (AU1031)
(4) Valve Cores (AU1037)



How to Correctly Apply a Patch

- Clean & buff area around puncture, making sure area buffed is larger than the patch
- Apply rubber cement evenly onto roughened area, and allow cement to dry
- Remove backing from patch without touching exposed surface. Backing is split for easy peeling
- Apply patch to the roughened area, pressing firmly to remove air bubbles

Pistol Grip Tire Repair Kit

AU1015

- Repair kit includes everything needed to plug or patch a tire.
- Kit Contents:
(1) Pistol Grip Rasp, (1) Pistol Grip Insertion Tool,
(5) Black 4" Tire Plugs, (1) 15 mL Tube Rubber Cement



Rubber Patch Kit

AU1070

- For general rubber repair of inner tubes and inflatables such as rafts and air mattresses (Not suitable for patching tires)
- Kit Contents:
(24) 1" Sq. Patches, (4) 2" x 1" Patches
(4) 3" x 2" Patches, (1) Round Metal Buffer
(2) 15 mL Tubes Rubber Cement



Tire Maintenance Kit

AU1085

- Contains everything needed to plug or patch a tire
- Kit Contents:
(1) T-Handle Rasp, (1) T-Handle Insertion Tool
(20) Black 4" Tire Plugs, (1) Round Metal Buffer
(1) 15 mL Tube Rubber Cement,
(1) 50 PSI Pencil Tire Gauge
(3) 2.25" Diameter Chemical Patches



Tire Sealant & Leak Preventative

AU1030

- 500 ml.
- Effectively seals small punctures
- Non-corrosive
- Includes valve core removal tool



Battery Charger

IB1000

- Easily charges batteries, even in the most adverse conditions
- Delayed power-on design reduces sparks for safer operation
- Smart operation automatically detects and corrects polarity even if connections are reversed
- 55 Amp engine assist, 10 amp for charging automobiles, 2 amp for 12V and 6V batteries



Jump Starter/Inflator/12-Volt Power Source

IB0001

- Jump starter easily starts vehicles in even the most adverse conditions
- Heavy-duty booster cables feature plastic clamps to minimize accidental contact
- Powerful cordless design offers true portability
- Fast, easy inflation of high-pressure items such as tires and sporting equipment
- Built-in pressure gauge simplifies monitoring tire pressure
- Extra outlet provides power to run most 12-Volt products





12-Volt Inflator

RP0600

- Compact, space-saving design will fit even in a glove compartment
- Fast, easy inflation of tires & sporting equipment



12-Volt Inflator

RP3100

- Auto shut-off gauge automatically turns pump off at preset pressure
- Fast, easy inflation of tires & sporting equipment
- Bright work and safety light
- Built-in pressure gauge
- Plugs into standard 12-Volt outlet



12-Volt Inflator

RP1200

- Perfect for roadside emergencies
- Fast, easy inflation of tires & sporting equipment
- Plugs into standard 12-volt outlet



12-Volt Inflator

RP3200

- Great safety product for car or truck
- Fast, easy inflation of tires & sporting equipment
- Bright work and flashing safety light
- Built-in tire pressure gauge
- Plugs into standard 12-volt outlet



120-Volt Inflator

RP4100

- Powerful design perfect for home or work shop
- Fast, easy inflation of tires & sporting equipment
- Built-in tire pressure gauge
- Plugs into standard 120-volt household outlet



Cordless Inflator

CC2300

- Cordless design for portable usage
- Rechargeable at home or in the car
- Fast, easy inflation of tires & sporting equipment
- Extra outlet provides power to run most 12-volt products
- Built-in tire pressure gauge



Cordless Inflator

CC2400

- Rechargeable at home or in the car
- Fast, easy inflation of tires & sporting equipment
- Extra outlet provides power to run most 12-volt products
- Built-in tire pressure gauge
- Bright work and safety light



Vacuum

DS200001

- Vacuum provides powerful cleaning action
- Crevice tool aids in hard-to-reach areas
- Extra long power cord for use in SUVs and large cars



12-Volt Raft Inflator

RP1100

- Quickly inflates and deflates air mattresses, rafts and inflatable beach toys (not suitable for high pressure items such as tires and sporting equipment)
- Plugs into standard 12-volt outlet



Foot Pump with Gauge

HP2000

- Compact design for travel or storage
- Includes tire pressure gauge
- Extra-flexible hose with universal locking adapter
- Includes 3 inflation accessories



Hand Pump

HP3000

- Composite housing design is lightweight, durable and resists denting
- Large PSI range (120 PSI max) will work for most applications, including high-pressure bicycle tires
- Includes 3 inflation accessories



Air Carry Tanks

KT0500 (5 Gallon) KT0700 (7 Gallon)
KT0900 (9 Gallon) KT1100 (11 Gallon)

- Great for inflating car, truck and bike tires, sporting equipment and other recreational equipment in remote areas where a power source is not available
- Pressure-tested tank holds compressed air for months
- Extra-flexible 3' hose with universal locking adapter





1/2" Impact Wrench

TL1102

- 275 ft. lbs. of torque for fast removal of lug nuts and bolts in overall automotive service, bodyshop, farm and light truck work
- Forward/reverse switch for one-handed directional changes
- Patented balanced ergonomic design for comfort during continuous use
- Patented single hammer impact mechanism provides 20% more working torque
- Exhaust diffuser for quiet operation



5.4 AVG. SCFM Requirement @ 90 PSI

1/2" Impact Wrench

TL0502

- 250 ft. lbs. ultimate torque
- Built-in power regulator to control speed and torque
- Push button forward/reverse valve for fast change of direction



5.1 AVG. SCFM Requirement @ 90 PSI

3/8" Impact Wrench

TL1149

- 130 ft. lbs. ultimate torque
- 1,200 impacts per minute
- Patented single impact mechanism provides 20% more working torque
- Balanced, compact, ergonomic design for increased comfort



4.5 AVG. SCFM Requirement @ 90 PSI

Why Use Air Powered Equipment?

Finish your automotive and woodworking projects faster and easier with the benefits of air power. Air tools provide more power than electric tools. Air tools are lighter and more compact compared to their electric counterpart. They are easier to maintain and operate with fewer moving parts. Air tools also operate at cooler temperatures. Experience the benefits of Campbell Hausfeld® air tools including ergonomic designs and high performance for tough jobs.

1/2" Impact Wrench

TL1302

- 350 ft. lbs. ultimate torque
- 850 impacts per minute
- Powerful and balanced twin hammer impact mechanism for maximum output and smooth operation
- Ergonomic design for increased comfort

4.8 AVG. SCFM Requirement @ 90 PSI

NEW



1/2" Impact Wrench

PL150296

- 380 ft. lbs. ultimate torque
- 1,000 impacts per minute
- Heavy-duty square drive for automotive, farm and light truck work
- Powerful pin clutch mechanism for balanced operation

5.1 AVG. SCFM Requirement @ 90 PSI



1/2" Impact Wrench

PL250298

- 450 ft. lbs. ultimate torque
- 1,200 impacts per minute
- Powerful and balanced twin hammer impact mechanism for maximum output and smoothness
- Adjustable power regulator for both forward and reverse directions

5.1 AVG. SCFM Requirement @ 90 PSI



1/2" Impact Wrench (2" anvil)

PL255698

- Alloy and cast iron components
- 2" extended anvil
- Variable power regulator and forward/reverse
- Muffled handle exhaust

5.1 AVG. SCFM Requirement @ 90 PSI



3/4" Impact Wrench

PL1586

- 1,000 ft. lbs. of torque, provides power to remove and replace fasteners on semi-trucks and other large vehicles
- Two piece housing for ease of service
- Pistol grip handle provides comfort during use
- Powerful pin clutch mechanism for balanced operation

6.1 AVG. SCFM Requirement @ 90 PSI



Impact Wrenches & Ratchets



3/8" Butterfly Impact Wrench

TL1017

- 75 ft. lbs. ultimate torque
- 1,000 impacts per minute
- Great for small fastener work in engine and body repairs
- Includes swivel air inlet connection



2.4 AVG. SCFM Requirement @ 90 PSI

1" Impact Wrench

PL1557

- 1,100 ft. lbs. ultimate torque
- 600 impacts per minute
- 1/2" NPT air inlet
- Superior construction for truck tire work and heavy equipment service
- Two stage air compressor is required



17.5 AVG. SCFM Requirement @ 90 PSI

1/4" Ratchet

TL1147

- 25 ft. lbs. of torque for fast removal and installation of nuts and bolts in dashboard work
- Ball socket retainer provides fast and easy socket replacement
- Smaller than a standard 3/8" air ratchet, for use in tighter more compact areas



4.1 AVG. SCFM Requirement @ 90 PSI

1/4" Ratchet

PL1547

- At 18 ft. lbs. of torque, provides the power to remove and install small nuts and bolts in under the dashboard work, small engine repair and bodywork
- Ball socket retainer provides fast and easy socket replacement
- Small size allows for reach into areas that a conventional 3/8" ratchet could not reach

3.2 AVG. SCFM Requirement @ 90 PSI



3/8" Ratchet

TL1001

- At 50 ft. lbs. of torque, provides the power to remove and install nuts and bolts
- Ball socket retainer provides fast and easy socket replacement

4.8 AVG. SCFM Requirement @ 90 PSI



3/8" Ratchet

TL1101

- At 25 ft. lbs. of torque, provides the power to remove and install nuts and bolts
- Ball socket retainer provides fast and easy socket replacement
- Smaller than a standard 3/8" air ratchet, allows for use in tighter more compact areas

4.1 AVG. SCFM Requirement @ 90 PSI



3/8" Ratchet

PL150198

- At 55 ft. lbs. of torque, provides the power to remove and install nuts, bolts and spark plugs during engine repair, tune-ups and radiator work
- Heat treated ratcheting components for increased durability
- Soft Santoprene® elastomer grip provides increased comfort during continuous use

4.8 AVG. SCFM Requirement @ 90 PSI



1/2" Ratchet

PL1548

- 90 ft. lbs. of torque provides the power to remove and install large fasteners on outboard engines, tractors and other heavy machinery
- Ball socket retainer provides fast and easy socket replacement
- Extra long handle provides better handling during operation and additional power for stubborn fasteners

8.0 AVG. SCFM Requirement @ 90 PSI



Die Grinders



Die Grinder

TL1120

- 25,000 RPMs provides the speed for grinding, porting, smoothing, general polishing and deburring
- Patented lightweight engineered composite housing reduces fatigue and protects against cold temperatures
- Ideal for use on a variety of materials including: wood, metal, plastic, ceramic and cast iron
- Standard 1/4" collet for all types of accessories
- Exhaust diffuser for quiet operation



6.2 AVG. SCFM Requirement @ 90 PSI

Full Size Die Grinder

TL1121

- At 22,000 RPMs, provides the speed to grind, port, smooth, polish and deburr most materials including wood, metal, plastic, ceramic and cast iron
- 1/2 horsepower motor provides more power than a standard die grinder
- Patented lightweight engineered composite housing reduces fatigue and protects against cold temperatures
- Standard 1/4" collet for all types of accessories
- Exhaust diffuser for quiet operation



10.7 AVG. SCFM Requirement @ 90 PSI

Die Grinder

PL1520

- 25,000 RPMs
- Great for high speed grinding, porting, smoothing, general polishing and deburring in medium duty work
- Compact size allows for use in confined areas
- Front exhaust



8.1 AVG. SCFM Requirement @ 90 PSI

Full Size Die Grinder

PL252199

- 25,000 RPM
- Great for high speed grinding, porting, smoothing, general polishing and deburring in medium duty work
- Compact size allows for use in confined areas
- Front exhaust



11.0 AVG. SCFM Requirement @ 90 PSI

Angle Die Grinder

TL1141

- 18,000 RPMs
- Pistol design is ideal for gasket removal and surface conditioning applications
- Extended trigger for ease of operation and increased comfort
- Patented balanced ergonomic design for increased comfort during continuous use



5.8 AVG. SCFM Requirement @ 90 PSI



Angle Die Grinder

PL154199

- At 18,000 RPMs, provides the speed to perform general grinding, porting, gasket removing, general polishing and deburring in confined areas
- Soft Santoprene® elastomer grip provides increased comfort during continuous use
- Includes 1/4" and 1/8" collets for all types of accessories



7.8 AVG. SCFM Requirement @ 90 PSI



4"Angle Grinder

PL1555

- At 11,000 RPMs, provides the power for fast material removal
- Ideal for cleaning, deburring, grinding and high amounts of rust or material removal
- Equipped with a side handle for better handling during operation accessories



11.0 AVG. SCFM Requirement @ 90 PSI



Cut-Off Tool

TL1135

- 20,000 RPMs provides the speed and power to cut through 1" diameter steel rods, fiberglass, copper/aluminum tubing, and angle iron up to 1/2"
- Adjustable swivel safety guard provides better safety and maneuverability
- Patented lightweight engineered composite housing reduces fatigue and protects against cold temperatures
- Trigger safety-lock mechanism prevents accidental start-ups
- Exhaust diffuser for quiet operation



11.8 AVG. SCFM Requirement @ 90 PSI



Cut-Off Tool

PL253599

- At 23,000 RPMs, provides the speed and power to cut through 1" diameter steel rods, fiberglass, copper/aluminum tubing, and angle iron up to 1/2"
- 3/4 horsepower motor provides more power than a standard cut-off tool
- Soft Santoprene® elastomer grip provides increased comfort during continuous use
- Built-in power regulator to control speed in detail cutting
- Equipped with guards and safety catches to prevent injury



11.5 AVG. SCFM Requirement @ 90 PSI



Cutting Tools



Air Nibbler

PL1519

- At 3,800 strokes per minute, provides the cutting power to cut up to 16 gauge steel
- Designed to cut intricate patterns in sheet metal and aluminum without leaving burrs

7.8 AVG. SCFM Requirement @ 90 PSI



Reciprocating Saw

PL1540

- At 10,000 strokes per minute, provides the cutting power to cut up to 16 gauge steel
- Designed to cut plastic, aluminum, fiberglass and sheet metal on flat and curved surfaces
- Equipped with safety latch to prevent accidental starts

1.5 AVG. SCFM Requirement @ 90 PSI



Punch/Flange Tool

PL1550

- 5 mm punch diameter, 1/2" flange depth
- Prepares sheet metal for riveting, brazing or welding

0.1 AVG. SCFM Requirement @ 90 PSI



Metal Shear

PL1543

- At 2,500 strokes per minute, makes clean cuts into 18 gauge cold rolled steel
- Designed to cut angles and squares in sheet metal, aluminum, rubber and plastic
- Great for duct work and autobody repair

6.7 AVG. SCFM Requirement @ 90 PSI



1 5/8" Stroke Hammer

TL1103

- 1 5/8" (41 mm) stroke provides the power for general cutting, chipping and scraping
- Cuts, chips and scrapes most materials and is used for light duty automotive exhaust removal, front-end work and masonry
- Patented balanced, lightweight, ergonomic design provides increased comfort and reduces fatigue
- Includes 2 chisel bits

6.0 AVG. SCFM Requirement @ 90 PSI



Air Hammers & Drills

2 5/8" Stroke Hammer

PL153499

- 2 5/8" (67 mm) stroke provides the power for panel cutting and other cutting needs
- Cuts, chips and scrapes most materials and is used for medium duty automotive exhaust removal, front-end work and masonry
- Soft Santoprene® elastomer grip provides increased comfort during continuous use
- Built-in power regulator to control speed during use



AVG. SCFM Requirement @ 90 PSI



3 5/8" Stroke Hammer

PL2534

- 3 1/2" (89 mm) stroke provides the power for bolt cutting and other cutting needs
- Cuts, chips and scrapes most materials and is used for heavy-duty automotive exhaust removal, front-end work and masonry
- Equipped with quick connect chisel retainer for fast chisel changes



AVG. SCFM Requirement @ 90 PSI



INCLUDES QUICK CHANGE
CHISEL RETAINER

3/8" Air Drill

TL1106

- 2,400 RPMs provides the speed to drill, hone, saw and wire brush most metal or wood materials
- Compact and maneuverable for demanding jobs
- Patented balanced ergonomic design provides increased comfort
- Extended trigger for ease of operation and increased comfort
- Lightweight engineered composite housing reduces fatigue



AVG. SCFM Requirement @ 90 PSI



Air Powered Drill

TL1006

- 2,300 RPMs provides the speed to drill, hone, and ream metal, wood, and concrete
- Compact and maneuverable for demanding jobs



AVG. SCFM Requirement @ 90 PSI



3/8" Reversible Drill

PL154599

- Used to drill, hone, saw and wire brush most metal or wood materials
- Durable Jacobs® chuck for reliable bit replacement
- Soft Santoprene® elastomer grip provides increased comfort during continuous use
- Reversible to assist when binding occurs and for replacing screws



AVG. SCFM Requirement @ 90 PSI



Drills & Sanders



3/8" Keyless Chuck Reversible Drill

PL254599

- Used to drill, hone, saw and wire brush most metal or wood materials
- Durable keyless Jacobs® chuck for fast and easy bit changes
- Reversible to assist when binding occurs and for replacing screws
- Soft Santoprene® elastomer grip provides increased comfort during continuous use



9.2

AVG. SCFM Requirement @ 90 PSI



3/8" Angle Drill

PL1544

- Used to drill hone, ream, hole saw and wire brush most metal or wood materials
- Durable Jacobs® chuck for reliable bit replacement
- Angle head for use in confined areas



5.9

AVG. SCFM Requirement @ 90 PSI



1/2" Reversible Drill

PL154699

- Used to drill, hone, saw and wire brush most metal or wood materials
- Durable keyless Jacobs® chuck for fast and easy bit changes
- Reversible to assist when binding occurs and for replacing screws
- Soft Santoprene® elastomer grip provides increased comfort during continuous use



10.7

AVG. SCFM Requirement @ 90 PSI



Dual Action Sander

TL1004

- 10,000 RPMs
- Designed for sanding wood, metal, fiberglass and autobody fillers
- Best when used for blending and smoothing filler in light duty applications



10.0

AVG. SCFM Requirement @ 90 PSI



Dual Action Sander

PL150499

- 10,000 RPMs for swirl-free finishes
- Designed for sanding wood, metal, fiberglass and autobody fillers
- Soft Santoprene® elastomer grip provides increased comfort during continuous use
- Patented ergonomic design provides increased comfort during prolonged use

13.0 AVG. SCFM Requirement @ 90 PSI



7" Sander

PL1551

- 4,500 SPMs
- Designed to smooth welds, remove rust and remove body filler

15.1 AVG. SCFM Requirement @ 90 PSI



5" High Speed Sander

TL1118

- 18,000 RPMs provides the speed for rough material removal, weld smoothing, body filler removal and rough shaping of filler
- Lightweight engineered composite housing reduces fatigue
- Patented, balanced ergonomic design for increased comfort during operation
- Extended trigger for ease of operation and increased comfort
- Includes 3 back-up pads (3", 4 1/2" and 5 1/2") for varying applications

12.3 AVG. SCFM Requirement @ 90 PSI



Random Orbit Sander

PL1565

- 10,000 RPMs
- Ideal for sanding wood, body filler, fiberglass, metal and other surfaces
- Swirl-free, efficient fine finish sanding

11.6 AVG. SCFM Requirement @ 90 PSI



Random Orbit Sander with Self-Generating Vacuum System

PL1566

- 10,000 RPMs
- Ideal for sanding wood, body filler, fiberglass, metal and other surfaces
- Swirl-free, efficient fine finish sanding
- Self-generating vacuum bag to collect dust

11.6 AVG. SCFM Requirement @ 90 PSI



Jitterbug Sander

TL1005

- 8,000 SPMs
- Designed for sanding wood, metal, fiberglass and autobody fillers
- Palm trigger for easy on/off action

9.0 AVG. SCFM Requirement @ 90 PSI



Air Tool Kits

19 Piece Tool Kit

TL1010

- Includes: 3/8" ratchet, 1/2" impact wrench, 1/2" impact sockets (1/2" 9/16", 5/8", 11/16", 10 mm, 12 mm, 15 mm, 17 mm, 19 mm, and 21 mm) 3/4"-13/16" SAE flip socket, 3/8" (F)-1/2" (M) socket adapter, 3" extension, (2) 1/4" industrial plugs, air tool oil, and carrying case

5.1 AVG. SCFM Requirement @ 90 PSI



15 Piece Tool Kit

TL1061

- Great for do-it-yourself projects
- Includes: 1/2" impact wrench, 1-5/8" stroke air hammer, 3/4"-13/16" SAE flip socket, 3" extension, (4) chisel bits, chisel spring retainer, blowgun, (3) 1/4" industrial plugs, air tool oil, and carrying case

6.0 AVG. SCFM Requirement @ 90 PSI



27 Piece Tool Kit

TL1063

- Perfect start-up kit for the home mechanic
- Includes: 3/8" ratchet, 1/2" impact wrench, siphon-feed spray gun, (2) 1/2" deep well impact sockets: 3/4", 13/16", (3) 1/2" shallow well impact sockets: 1/2", 9/16", 5/8", 3/8" (F)-1/2" (M) socket adapter, blowgun, (5) blow gun accessories, dual air chuck, tire gauge, 25' recoil hose, 1/4" NPT(F) industrial coupler, (4) 1/4" NPT(M) industrial plug, 1/4" NPT(F) industrial plug, PTFE thread sealant tape, air tool oil, and blow mold case

5.1 AVG. SCFM Requirement @ 90 PSI



**Not stocked as an everyday item*

Ratchet, Die Grinder Kit

TL1067

- Includes: 3/8" ratchet, 1/4" die grinder, (4) 3/8" impact sockets, (2) 1/4" grinding stones, 1/4" NPT(F) industrial coupler, (2) 1/4" NPT(M) industrial plugs, (2) die grinder wrenches, air tool oil, and blow mold case

6.0 AVG. SCFM Requirement @ 90 PSI



62 Piece Tool Kit

TL1069

- Includes: 1/2" impact wrench, 3/8" air ratchet, 1 5/8" stroke air hammer, (10) sockets, 3" extension bar, 3/8" socket-screw bit adapter, (20) screwdriver bits, (3) chisel bits, chisel retainer spring, 3/8" (F)-1/2" (M) socket adapter, 1/4" swivel adapter, 1/4" NPT(F) coupler, (5) 1/4" I/M plugs 1/4" NPT(M), 1/4" NPT(M) hose coupling, 1/4" NPT(F) hose coupling, blowgun, (6) blowgun accessories, 1/4" NPT tire chuck, pencil tire gauge, roll of PTFE thread sealant tape, bottle of air tool oil, 4 mm Allen wrench, blow molded case

6.1 AVG. SCFM Requirement @ 90 PSI



**Not stocked as an everyday item*

Air Tool Kit & Sandblasters

70 Piece Garage Tool Kit

TL1070

- Includes: 1/2" impact wrench, 3/8" air ratchet, 1 5/8" stroke air hammer, (17) impact sockets, 3" extension bar, 3/8" socket-screw bit adapter, (21) screwdriver bits, (4) chisel bits, chisel retainer spring, 3/8" (F)-1/2" (M) socket adapter, 1/4" NPT(F) coupler, (5) 1/4" I/M plugs 1/4" MPT(M), 1/4" NPT(M) hose coupler, 1/4" NPT(F) hose coupler, blowgun, (6) blow gun accessories, 1/4" NPT(F) tire chuck, pencil tire gauge, roll of PTFE thread sealant tape, bottle of air tool oil, 4 mm Allen wrench, and blow molded case



6.1 AVG. SCFM Requirement @ 90 PSI

**Not stocked as an everyday item*

Sandblasting Kit

AT1226

- Draws abrasives from bucket or bag
- Designed to remove rust, scale and paint as well as etch glass and weather wood
- Includes: sandblast gun with ceramic nozzle, 10' hose, steel pick-up tube and Allen wrench



11.5 AVG. SCFM Requirement @ 90 PSI

30 lb. Capacity Sandblaster

AT1251

- Hopper holds 30 lbs. of abrasive for approximately 50 minutes of blasting
- Shoulder strap for added mobility
- Designed to remove rust, scale and paint as well as etch glass and weather wood
- Includes: sandblast gun with ceramic nozzle, material hose and hopper



11.5 AVG. SCFM Requirement @ 90 PSI

60 lb. Capacity Sandblaster

AT1210

- Hopper holds 60 lbs. of abrasive for approximately 100 minutes of blasting
- Designed to remove rust, scale and paint as well as etch glass and weather wood
- Includes: sandblast gun with ceramic nozzle, material hose and hopper



9.0 AVG. SCFM Requirement @ 90 PSI

120 lb. Capacity Sandblaster

AT1211

- Hopper holds 120 lbs. of abrasive for approximately 200 minutes of blasting
- Wheels provide added mobility
- Includes: gun with ceramic nozzle, material hose, hopper, and wheels



9.0 AVG. SCFM Requirement @ 90 PSI



Gravity-Feed Spray Gun

DH7800

- Designed to provide optimal atomization and particle size
- Stainless fluid needle and nozzle are compatible with today's advanced coatings
- 600 milliliter acetal cup allows viewing of paint fluid level while providing chemical resistance and easy cleaning
- In-line 80 mesh filter removes dirt particles from paint, preventing defects
- Includes adjustable fluid, pattern and air controls

5.9 AVG. SCFM Requirement @ 40 PSI



Gravity-Feed Touch-up Spray Gun

DH7600

- Stainless steel fluid needle and nozzle for corrosion-resistant life
- In-line paint filter removes dirt particles from paint, preventing defects
- See-through cup allows viewing of paint fluid level
- Includes adjustable fluid, pattern and air controls

2.5 AVG. SCFM Requirement @ 40 PSI



High Volume Low Pressure (HVLP)

Spray guns operate at lower air cap pressures than conventional spray guns (below 10 PSI). Atomized paint from an HVLP spray gun is delivered to the work surface at lower velocities than conventional spray guns, reducing bounceback and overspray. This results in a higher transfer efficiency of material, reducing paint consumption by 20-30%.

HVLP Gravity-Feed Spray Gun

DH7900

- Designed to provide optimal atomization and particle size
- Stainless fluid needle and nozzle are compatible with today's advanced coatings
- 600 milliliter acetal cup allows viewing of paint fluid level while providing chemical resistance and easy cleaning
- In-line 80 mesh filter removes dirt particles from paint, preventing defects
- Includes adjustable fluid and pattern controls

6.2 AVG. SCFM Requirement @ 40 PSI



Why Use Spray Guns?

Spraying offers quality finishes on a consistent basis. Spray guns offer several advantages over wiping, brushing or rolling on a paint finish. These include speed, versatility, control, ease of repair, simplicity and consistency of application.

HVLP Gravity-Feed Touch-up Spray Gun DH7700

- Stainless steel fluid needle and nozzle for corrosion-resistant life
- HVLP increases transfer efficiency and reduces paint consumption
- In-line paint filter removes dirt particles from paint, preventing defects
- See-through chemical-resistant cup allows viewing of paint fluid level
- Includes adjustable fluid and pattern controls



2.8 AVG. SCFM Requirement @ 40 PSI

Siphon-Feed Spray Gun DH6500

- Great choice in an economical spray gun
- Produces a fine finish for most automotive, furniture and equipment painting
- Pattern control adjusts fan size
- Includes 1 qt. anti-drip canister



7.0 AVG. SCFM Requirement @ 40 PSI

Siphon-Feed Spray Gun DH7500

- Designed to provide optimal atomization and particle size
- Stainless fluid needle and nozzle are compatible with today's advanced coatings
- Built-in air adjusting valve provides easy adjustment at tool
- Includes 1 qt. anti-drip canister



6.3 AVG. SCFM Requirement @ 40 PSI

Model No.	Fluid Delivery Type	Fluid tip (in./mm)	Paint Viscosity Range	Adjustment Controls	Fan Pattern Size	Canister Size
DH7800	Gravity	.055/1.4	Low-Med.	Pattern/Material/Air	1.5-11	600 ml
DH7600	Gravity	.025/1.0	Low-Med.	Pattern/Material/Air	.75-6.0	5 oz.
DH7900	Grav/HVLP	.055/1.4	Low-Med.	Pattern/Material	1.5-10	600ml
DH7700	Grav/HVLP	.025/1.0	Low-Med.	Pattern/Material	.75-5.0	5 oz.
DH6500	Siphon	.071/1.8	Very Low-Med.	Pattern/Material	1.5-9.5	1 qt.
DH7500	Siphon	.071/1.8	Very Low-Med.	Pattern/Material	1-10	1 qt..



Siphon-Feed Detail Spray Gun

DH5500

- Provides full size pattern in a small package
- Nickel plated body provides easy clean-up
- Features both fluid and pattern controls
- Includes 8 fl. oz canister

4.2 AVG. SCFM Requirement @ 40 PSI



Pressure-Feed Spray Gun

DH3800

- Pressure-feed design sprays low to high viscosity materials
- Ball burnished finish allows for easy clean-up

2.0 AVG. SCFM Requirement @ 40 PSI



Basic Spray Gun

DH3200

- Pressure-feed design sprays low to high viscosity materials
- Bleeder design operates with most tankless air compressors
- Fluid control regulates amount of paint sprayed

2.7 AVG. SCFM Requirement @ 40 PSI



General Purpose Spray Gun

DH4200

- Changes from siphon to pressure-feed for use with a variety of materials
- Convertible from non-bleeder to bleeder style for use with standard or tankless air compressors
- Works with paint tanks and remote canisters

2.0 AVG. SCFM Requirement @ 40 PSI



General Purpose Spray Gun

DH5300

- Easily changes from siphon to pressure-feed with the twist of a knob for use with a variety of materials
- Pattern control adjusts fan size for better results
- Convertible from non-bleeder to bleeder style for use with standard or tankless air compressors
- Works with paint tanks and remote canisters



4.3 AVG. SCFM Requirement @ 40 PSI

Pressure-Feed Spray Gun System

DH6600

- Remote canister allows spraying in tight areas for better maneuverability
- Sprays in any position for added convenience
- Includes 2 qt. pressure canister, regulator and 6' air and material hoses



7.0 AVG. SCFM Requirement @ 40 PSI

Air Brush Set

MP2900

- Paints fine lines for pin striping, graphics, detailing, modeling, and more
- Dual action trigger allows the user to vary the line width while spraying
- Includes a protective cap, 22cc cup, 5cc metal cup, 60cc mix jar with lid, 6' air hose with adapter, hanger, and molded case



.23 AVG. SCFM Requirement @ 40 PSI

2 1/2 Gallon Stainless Steel Paint Tank

PT2813

- Bucket holds 2 1/2 gallons of paint for longer spraying between refills
- Tank accepts 1 gallon paint can for added convenience
- Compatible with most paint materials and solvents
- Includes tank pressure regulator, gauge, safety valve, and 15' material hose and air hose



Model No.	Fluid Delivery Type	Fluid tip (in./mm)	Paint Viscosity Range	Adjustment Controls	Fan Pattern Size	Canister Size
DH5500	Siphon	.071/1.8	Very Low-Med.	Pattern/Material	1.5-9	8 oz.
DH3800	Pressure	.050/1.3	Low-High	Material	6.5	1 qt.
DH3200	Pressure	.049/1.2	Low-High	Material	6.5	1 qt.
DH4200	Pressure/Siphon	.050/1.3	Low-High	Material	6.5	1 qt.
DH5300	Pressure/Siphon	.050/1.3	Low-High	Pattern/Material	1-8	1 qt.
DH6600	Pressure	.039/1.0	Low-High	Pattern/Material	1-9	2 qt.
MP2900	Siphon	.015/0.38	Low	Material/Air	---	60cc, 22cc, 5cc

Air Line Accessories



Lever Safety Blowgun Kit

MP5141

- Compact design to fit in confined spaces
- Hang-up hook for easy storage
- Includes: safety nozzle, extension nozzle, rubber tip, inflation adapter, tapered inflation nozzle, and inflation needle



Pistol Grip Blowgun

MP5143

- Trigger controls airflow to gun tip
- Narrow 3" extended nozzle easily fits into confined spaces
- Comfortable, lightweight design



Ball Foot Chuck

MP3233

- Thread size: 1/4" Female NPT



Air Line Inflator Gauge

MP5142

- Dual foot air chuck for use in hard-to-reach areas
- 10-120 PSI gauge, calibrated in 2 PSI increments
- Built-in relief valve to reduce pressure in over inflated tires and to zero gauge
- Includes 12" flexible hose



Tire Inflator with Gauge

MP6000

- Inflation gun, chuck, and gauge are all combined in one easy to use unit
- Clip on design enables hands-free chuck use
- Built-in relief valve for reducing pressure in over-inflated tires
- Includes flexible hose for easier use
- 10-140 PSI gauge



Male Coupling

MP2118

- Use to connect a variety of thread sizes and shapes
- Thread size: 1/4" Male NPT
- * More sizes available



Why Accessories?

Campbell Hausfeld offers a complete line of quality accessories to properly install and maintain an air system. In addition, many air tool accessories are offered to get the most out of every tool. The following is a brief overview of CH accessories. For a complete listing, please visit www.chpower.com.

Compressor Shut-Off Kits

PA1170

- Covered quarter-turn handle quickly turns air on or off
- Brass body with steel ball and Teflon® seals for long life
- High capacity airflow design reduces pressure drop to tools for better performance
- Includes adapters to install on air compressors with 3/4" NPTF ports
- Reduces down to 3/8" NPTF
- * More ball valves available



Adapter

PA1111

- Use to adapt a variety of thread sizes and shapes
- Thread size: 1/4" Male NPT x 3/8" Male NPT
- * More sizes available



Swivel Connector

MP1038

- 360° swivel action reduces hose kinking
- 1/4" NPT(M) x 1/4" NPT(F)



Tee Fitting

PA1040

- Supplies 2 air tools from 1 source
- Corrosion resistant brass construction
- 1/4" NPT (M) x two 1/4" NPT (F)



3-in-1 Air Manifold

MP3230

- Supplies 3 air tools to 1 source
- Sturdy aluminum construction
- 3/8" NPT (M) x three 1/4" NPT (F)



Barbed and Swivel Hose Ends

MP3209

- Threaded end connects to tools, fittings, couplers, or plugs
- Corrosion resistant brass construction
- Hose barb repairs or assembles damaged or bulk hose
- Secure fittings with properly crimped ferrules or hose clamps
- 1/4" x 1/4" Female
- * More sizes available



Air Line Accessories

Hose Repair Kits

MP3314

- Repairs damaged air hose
- Includes: (1) hose splicer, (1) hose end, (3) hose clamps for 3/8" hose
- * Also available in 1/4" (MP3214)



PTFE Tape

MP5136

- Use on all male threaded connections to prevent air leaks
- Thicker and denser for better sealing and easier use
- 275" x 1/2"



Nylon Recoil Air Hose

MP2874

- 50' Hose easily expands to full length and retracts for storage
- 35° to 250° F working temperature
- 200 PSI maximum working pressure
- 1 Year Limited Warranty

* Also available in 25'



Hose Reel

PA1194

- Includes 50' x 3/8" air hose
- Mounting plate attaches to any flat surface
- Beveled flanges makes it easier to wind hose without kinking



PVC Air Hose

PA1178

- Heavy-duty reinforcement
- 0° to 130° F working temperature
- 300 PSI maximum working pressure
- 1 Year Limited Warranty
- * More sizes available



Standard Air Filters

PA2121

- Removes unwanted dirt particles and condensed water to extend tool life
- 5 micron element provides maximum filtration
- Metal bowl-guard protects against impacts
- Quick-release bowl and quarter turn drain for easier use
- 57 scfm flow capacity at 90 PSI
- 3/8" NPT(F) ports



Mini Air Filters

MP5138

- Removes unwanted dirt particles and condensed water to extend tool life
- 5 micron element provides maximum filtration
- Screw-on bowl with manual drain
- 21 scfm flow capacity at 90 PSI
- 1/4" NPT(F) ports



Clean Air System

PA2085

Desiccant Dryer

- Removes water vapor at the point of use
- Desiccant changes color when it needs to be changed or recharged
- Outlet screen keeps desiccant particles out of tools
- Oil-removal filter removes 99.9% of all oil aerosols
- Clear bowl with metal guards for easy viewing fluid level and impact protection
- Quick-release bowl, and quarter turn drain for easy maintenance



Pressure Regulators

PA2123

Standard Series

- Provides regulated output pressure of 0 to 150 PSI for proper tool operation
- Self-relieving design vents downstream air flow for easier adjustment
- Locking pressure knob prevents accidental pressure changes
- Includes 0 to 160 PSI pressure gauge
- 120 scfm flow capacity @ 90 PSI
- 3/8" NPT(F) ports



Mini Series

- Provides regulated output pressure of 0 to 125 PSI for proper tool operation
- Self-relieving design vents downstream air flow for easier adjustment
- Locking pressure knob prevents accidental pressure changes
- Includes 0 to 160 PSI pressure gauge
- 15 scfm flow capacity @ 90 PSI
- 1/4" NPT(F) ports



MP5148

Air Lubricators

PA2081

Standard Series

- Provides automatic line lubrication to extend air tool life
- Oil-fog design allows bowl to be filled without depressurizing system for easier convenience
- 3.5 oz. quick-release bowl and quarter turn drain provide easier use
- 28 scfm flow capacity @ 90 PSI
- 3/8" NPT(F) ports



Pneumatic Tool Lubricant

ST1270

- Oil can be used in both air tools and nailers
- * Compressor oil also available



Air Line Accessories

Filter / Regulators

PA2125

Standard Series

- Combines filter and regulator into one unit to save space
- Large capacity metal bowl for use with higher pressure air compressors
- 52 scfm flow capacity @ 90 PSI
- 3/8" NPT(F) ports
- 250 PSI maximum inlet pressure
- Combines standard series filter (PA2121) and standard series regulator (PA2123)



Filter / Regulators / Lubricators

PA2078

Standard Series

- Combines standard series filter, regulator and lubricator into one unit to save space
- Complete unit comes pre-assembled with modular mounting bracket for extra convenience
- 3.5 oz. quick-release bowl and quarter turn drain allows easy maintenance
- 28 SCFM flow capacity @ 90 PSI
- 3/8" NPT(F) ports



1/4" Series Industrial Style

MP2883

Easy-Connect Coupler

- Easy-connect design - simply push plug into coupler to connect

* More sizes available for couplers & plugs



I/M
1/4"

1/4" Series Aro

MP5190

Easy-Connect Coupler

- Easy-connect design - simply push plug into coupler to connect

* More sizes available for couplers & plugs



A
1/4"

1/4" Series Automotive

MP3236

Easy-Connect Coupler

- Easy-connect design - simply push plug into coupler to connect

* More sizes available for couplers & plugs



T
1/4"

1/4" Series Lincoln

BC4084

Easy-Connect Coupler

- Easy-connect design - simply push plug into coupler to connect

* More sizes available for couplers & plugs



L
1/4"

3/8" Series Automotive

PA1013

- Easy-connect design - simply push plug into coupler to connect



T
3/8"

Universal Design Couplers and Plugs:

- Eliminate coupler confusion
- Fits most popular plug styles including automotive, industrial and aro
- Easy-connect design - simply push plug into coupler to connect
- Includes accidental disconnect protection which also protects the coupler sleeve.

1/4" Series Universal

MP3335

- Accepts 1/4" industrial, automotive and aro style plugs
- Tubular valve design provides higher flow rates over conventional blade style valves
- Heat treated locking balls provide long life of wear parts
- Easy connect design - simply push plug into coupler to connect
- Brass construction resists corrosion and prevents sparks

* More coupler sizes available



Automotive Coupler and Plug Set

PA1014

- Set Includes:
(1) Coupler 1/4" NPT(F), (2) Plugs 1/4" NPT(M),
(1) Coupling 1/4" NPT(M),
(1) Coupling 1/4" NPT(F)



1/2" Series 2-in-1 Style

BC4107

- Accepts 1/2" automotive plugs produced by Campbell Hausfeld and other manufacturers



Industrial Coupler and Plug Set

MP2920

- Set Includes:
(1) Coupler 1/4" NPT(F), (4) Plugs 1/4" NPT(M)



25 Piece Air Line Accessory Kit

MP5200

- Set Includes:
 - Blowgun
 - Safety Nozzle
 - (2) Tapered Inflation Nozzle
 - (2) Inflation Needles
 - PTFE Tape
 - Rubber Blow Gun Tip
 - Female Tire Chuck
 - Dual Foot Air Chuck
 - Tire Gauge
 - Coupler
 - (6) Male Plugs
 - (2) Male Couplings
 - (2) Female Couplings
 - (2) Female Plugs





1 1/4" Brad Nailer (18-Gauge)

CHN10199

- Use for trim work, interior molding, baseboards, paneling, and cabinet assembly/installation
- Features include: quick-clear nose, adjustable depth mechanism, non-marring tip, adjustable exhaust, rubber comfort grip and sequential trigger
- Kit Includes: 1 1/4" Brad Nailer (18-Gauge), 1 1/4" brad nails (1,000 pcs), male plug (1/4" NPT), 3 hex wrenches, bottle of tool oil, high impact carry case

0.8 AVG. SCFM Requirement @ 90 PSI



2" Brad Nailer (18-Gauge)

CHN10299

- Use for trim work, interior molding, baseboards, paneling, woodworking and crafts
- Features include: quick-clear nose, adjustable depth mechanism, non-marring tip, adjustable exhaust, rubber comfort grip and sequential trigger
- Kit Includes: 2" Brad Nailer (18-gauge), 2" brad nails (1,000 pcs.), male plug (1/4" NPT), 2 hex wrenches, bottle of tool oil, high impact carry case

1.3 AVG. SCFM Requirement @ 90 PSI



Why Use a Pneumatic Nailer?

A pneumatic nailer takes all the work out of driving nails. A nailer saves you time. With one pull of the trigger the nailer will bury the nail head below the wood surface. You can drive nails with one hand, allowing your other to be free to hold your work pieces in place. A nailer can also drive nails in tight spots where you don't have room to swing a hammer. Nailers make smashed thumbs, bent nails and hammer marks on the wood a thing of the past. Whether you are working on interior trim, crown molding, chair rail, craft projects, framing a basement, building a deck or roofing a house, Campbell Hausfeld® has the right nailer for your project.

1/4" Crown Stapler (18-Gauge)

CHN10399

- Use for furniture, cabinet assembly, finish carpentry, floor underlayment, upholstery, and crafts
- Features include: quick-clear nose, adjustable depth mechanism, non-marring tip, adjustable exhaust, rubber comfort grip and sequential trigger
- Kit Includes: 1/4" Crown Stapler (18-Gauge), 1" finishing staples (1,000 pcs), male plug (1/4" NPT), 2 hex wrenches, bottle of tool oil, high impact carry case



0.8 AVG. SCFM Requirement @ 90 PSI

2-in-1 Brad Nailer / Stapler

CHN10499

- Two tools in one. Use for trim work, crafts, paneling, cabinet assembly, floor underlayment, and upholstery
- Features include: quick-clear nose, adjustable depth mechanism, non-marring tip, adjustable exhaust, rubber comfort grip and sequential
- Kit Includes: 2-in-1 Brad Nailer/Stapler (18-gauge), 1 1/4" brad nails (1,000 pcs.), 1"x 1/4" crown staples (1,000 pcs.), male plug (1/4" NPT), 2 hex wrenches, bottle of tool oil, high impact carry case



0.8 AVG. SCFM Requirement @ 90 PSI

2 1/2" Finish Nailer (16-Gauge)

CHN20199

- Use for trim work, interior molding, baseboards, paneling, and cabinet assembly/installation
- Features include: rubber comfort grip, quick clear nose, depth control mechanism, adjustable exhaust port, no-mar rubber tip, and single cycle trigger
- Kit Includes: 2-1/2" Finish Nailer (16 Gauge), 2-1/2" finish nails (1,500 pcs), male plug (1/4" NPT), 3 hex wrenches, bottle of tool oil, high impact carry case



1.8 AVG. SCFM Requirement @ 90 PSI

3 1/2" Clipped Head Framing Nailer (34°) NS349099

NEW

- Use for framing, sheathing, trusses, decks, crates and pallets
- Features include: rubber comfort grip, removable decking tip, and single cycle/contact trip trigger
- Kit Includes: 3 1/2" Clipped Head Framing Nailer (34°), male plug (1/4" NPT), 4 hex wrenches, bottle of tool oil, high impact carry case

4.1 AVG. SCFM Requirement @ 90 PSI



3 1/2" Round Head Framing Nailer (21°) NS219099

NEW

- Use for framing, sheathing, trusses, decks, crates, and pallets
- Features include: rubber comfort grip, removable decking tip, and single cycle/contact trip trigger
- Kit Includes: 3 1/2" Round Head Framing Nailer (21°), male plug (1/4" NPT), 4 hex wrenches, bottle of tool oil, high impact carry case

4.1 AVG. SCFM Requirement @ 90 PSI



Coil Roof Nailer

RN154599

- Use for asphalt and fiberglass roofing shingles, reroofing, and sheathing
- Features include: rubber comfort grip, depth control mechanism, front exhaust port, adjustable shingle guide, oversized carbide tips, and contact trip trigger
- Kit Includes: Coil Roofing Nailer, male plug (1/4" NPT), 3 hex wrenches, OSHA/ANSI approved safety glasses, bottle of tool oil, high impact carry case

4.5 AVG. SCFM Requirement @ 90 PSI



Nailer Specifications

Model No.	Safety Mechanism	Magazine Capacity	Fastener Lengths	Shank Dia. or Gauge	scfm @90 PSI	PSI
CHN101	Single Cycle	100 n	3/8" - 1-1/4"	18-gauge	0.8	60 - 100
CHN102	Single Cycle	100 n	5/8" - 2"	18-gauge	1.3	60 - 100
CHN103	Single Cycle	100 s	3/8" - 1-1/4"	18-gauge	0.8	60 - 100
CHN104	Single Cycle	100 n/s	3/8" - 1-1/4"	18-gauge	0.8	60 - 100
CHN201	Single Cycle	100 n	1" - 2-1/2"	16-gauge	1.8	70 - 100
NS3490	Single w/ contact mech.	100 n	2" - 3-1/2"	.113"-.131" dia. (34°)	1.8	70 - 120
NS2190	Single w/ contact mech.	100 n	2" - 3-1/2"	.113"-.131" dia. (21°)	4.1	70 - 120
RN1545	Contact	120 n	7/8" - 1-3/4"	.120"	4.5	70 - 115

Interchange Information

Fasteners designed for the following tools will also work in Campbell Hausfeld nailers.

CH Model No	Bostitch	Hitachi	Paslode	Porter Cable	Senco
CHN101	BT125SK	NT30A	2138-F18	BN125	FinishPro® 15
CHN102	—	NT50A	2138-F18	—	—
CHN103	—	N3804A	—	NS100	LN4450, SJS-LR, SKS L11-15
CHN104	BT125SK	NT30A, N3804A	2138-F18	BN125, NS100	FinishPro® 15
CHN201	SB1664FN	NT65A	3250-F16	FN250A	FinishPro® 32
NS3490	—	NR83AA2	F-3505	FC350A	Framepro 701XP
NS2190	—	NR83A	—	FR350A	Framepro 702XP, Framepro 752XP
RN1545	N12B RN45	NV45AB	—	RN175	SCN200R

18-Gauge Brad Nails

Model No.	Gauge	Length	Nails /stick	Qty./box
FB180016AV	18	5/8"	100	1,000
FB180025AV	18	1"	100	1,000
FB180030AV	18	1-1/4"	100	1,000
FB180040AV	18	1-1/2"	100	1,000
FB180050AV	18	2"	100	1,000

16-Gauge Finish Nails

Model No.	Gauge	Length	Nails /stick	Qty./box
FB160025AV	16	1"	50	1,000
FB003060AV	16	1-1/4"	50	2,500
FB160040AV	16	1-1/2"	50	1,000
FB160050AV	16	2"	50	1,000
FB160065AV	16	2-1/2"	50	1,000

1/4" Crown Staples 18-Gauge

Model No.	Gauge	Length	Nails /stick	Qty./box
FN180615AV	18	1/2"	100	1,000
FN180620AV	18	3/4"	100	1,000
FN180625AV	18	1"	100	1,000
FN180630AV	18	1-1/4"	100	1,000

Campbell Hausfeld also carries a full line of 15-ga. Finish Nails, Stick Framing Nails and Coil Roofing Nails. Please visit www.chpower.com for more details.

Consumer Prep & Paint Applicators



EZ Spray Stainer

EZ321A

- Sprays stain and varnish
- Balanced tip and motor provides better coverage and more consistent spray pattern
- Includes: spray tip, faucet adapter, cleaning brush, viscosity/stir-stick, replacement valves and lubricant



EZ Spray Painter

EZ322B

- Sprays latex, oil paint, stain, and varnish
- Patented suction lid and 6 ft. hose provide a spill-proof way to draw coating directly from 1 gallon paint can
- Includes: two spray tips, faucet adapter, cleaning brush, viscosity/stir-stick, replacement valves and lubricant, paint can lid and suction set



Battery Powered Roller

EZ111A

- Dual speed setting
- Paint an average 3 bedroom house with one set of batteries (4 D-cell, not included)
- Secure clamping mechanism and shoulder strap for carefree maneuverability
- Includes: 8' suction hose, splatter shield and roller tray, 3 pc. extension handles (3' length), adjustable shoulder strap, faucet adapter, cleaning brush, replacement seals and lubricant



EZ Spray(HVLP*) Paint Sprayer

HV1000

- Ideal for trim and crafts. Sprays a variety of materials including latex, oil-based and stain
- Use to create faux finishes including: stencil, confetti, fleckstone, leather, and crackle
- Includes 15' hose and accessory kit
- * HVLP stands for High Volume, Low Pressure which pertains to the method of paint application with these sprayers.



Why Use Power for Painting & Prep?

Preparing to paint and actually painting can be tedious and time consuming. Campbell Hausfeld's® products make projects faster, easier and less tiring to accomplish. Each of these tools is easy to use and clean and will help ensure the successful completion of any project. Regardless of experience level, we have just the right powered applicator so you can be confident in a job well done.

House Painter

EZ5000

- Ideal for painting house exteriors, fences and sheds
- Adjustable pressure allows minimal overspray with any coating and use of roller attachment (sold separately)
- Direct feed system for one or five gallon buckets makes setup simple and allows for quick clean up
- 2500 psi, 0.20 gpm
- Includes: 5 gal. suction assembly, 20 ft. high pressure hose (45 ft. max. length) and latex tip



Consumer Airless Paint Sprayers

- Includes patented One Touch Control™, combines all settings into one convenient dial
- Frame design for any environment - choose small or large footprint
- Applications include: painting houses and decks
- Materials include: latex, oil-based, stains, and varnishes
- 3 Year limited warranty



PS250H



PS220H

Powered Sprayer Accessories

EZ3001 - Stain Tip, Red

EZ3002 - All Purpose Paint Tip, Yellow

EZ3003 - Heavy Paint Tip, Blue

* Check www.chpower.com for sprayer/spray tip compatibility

EZ3005 - Spray Tip Extension

- Easily paint hard-to-reach areas
- Flexible extension hose permits user to precisely direct paint flow

* For use with Campbell Hausfeld EZ series spray tips ONLY

EZ3028 - Swirl Valves (2 pack)

Replacement valves for the EZ Spray Painter and Stainer

EZ3024 - 1 Gallon Paint Can Suction Kit

- Feeds paint to sprayer directly from 1 gallon paint can
- Includes: spill-proof lid, 6' of suction hose, 2 hose clamps, and suction filter extension rod

EZ3010 - Paint Can Caddy

- Holds 1 gallon paint can for better mobility
- Recommended for use with paint can suction kit



EZ3005

EZ3028

EZ3024

EZ3010

Model No.	HP	GPM	Max. PSI	Max. Tip Size	Hose Length Incl./Max.	Hose Mgmt.
PS220H	1/3	.23	3000	.015"	25 ft./100 ft.	no
PS250H	1/3	.23	3000	.015"	25 ft./100 ft.	yes

Semi-Pro Paint Sprayers



Easy Spray (HVLP*) Paint Sprayers

- Ideal for trim, furniture, crafts, cabinets and faux finishes including: stencil, confetti, fleckstone, leather, and crackle. Sprays a variety of material including: latex, oil-based, stain, waterborne, lacquer, varnish, and glazes.
- Two-stage turbine with gun featuring: adjustable pattern size (1/4"-6"), adjustable shape (horizontal, vertical, or round) and adjustable air control
- Choose between stand-alone unit or custom kit for interior decorating



HV2000



HV2002

* HVLP stands for **High Volume, Low Pressure** which pertains to the method of paint application with these sprayers.



HV2120

Model No.	PSI	scfm	Gun Type	Hose Length Incl./Max.	Included Accessories
HV2000	4	54	HV7011	15 ft./40 ft.	wrench, cleaning brush, thin needle nozzle kit
HV2002	4	54	MP3311 (HD)	15 ft./40 ft.	wrench, cleaning brush, thin needle nozzle kit
HV2120	4	54	HV7011	15 ft./40 ft.	multi-purpose case, spray shield, video, stencil, canister liners, extra canister, and lids

Semi-Pro Paint Sprayers

Who uses Semi-Pro Airless and HVLP Sprayers?

These products are for people who paint on a regular basis. HVLP sprayers deliver a beautiful, brush-free finish on projects that would manually be done with a brush or multiple cans of spray paint. The airless units pump lots of paint quickly which makes them ideal for big projects that just need to get done.

HVLP* Spray Guns

HV7011 - Lightweight Gun, adjustable controls

- Great for household projects and decorative finishes
- Sprays a wide variety of coatings
- Use with CH and other HVLP turbine paint sprayers
- 1 Year Limited Warranty

MP3311 - Heavy-duty Gun, adjustable controls

- Great for trim, furniture, cabinets, equipment, and decorative finishes
- Sprays a wide variety of coatings
- Use with CH and other HVLP turbine paint sprayers
- 3 Year Limited Warranty

HV7000 - Top-of-the-line Gun for pro finishes

- Metal gun body and canister
- Heat resistant molded grip
- Airflow control from hose
- Interchangeable rear hose connection
- 5 Year Limited Warranty

Note: Not for use with air compressors



HV7011

MP3311

HV7000

Classic Finish HVLP* Paint Sprayers

- Ametek®/Lamb two-stage turbine for cabinets, trim, woodworking, and metal working projects
- Features oversized filter, heat dissipating stub hose, spray gun with adjustable pattern size, adjustable shape (horizontal, vertical, or round) and adjustable air control
- Choose between heavy-duty and professional gun



HV2500

HV2550

Model No.	PSI	scfm	Gun Type	Hose Length Incl./Max.	Included Accessories
HV2500	5	54	MP3311 (HD)	25 ft./50 ft.	wrench, cleaning brush, thin & all-purpose needle nozzle kits
HV2550	5	54	HV7000 (Pro)	25 ft./50 ft.	wrench, cleaning brush, 1 mm needle nozzle kit

Semi-Pro Airless Paint Sprayers

- Easy-to-use systems featuring "One Touch™" control and compatibility with roller attachment (sold separately)
- Applications include: painting houses, barns and fences
- Materials include: latex, oil-based, stains, and varnishes
- 3 Year Limited Warranty



PS230I

PS260I

Model No.	HP	GPM	Max. PSI	Max. Tip Size	Hose Length Incl./Max.	Hose Mgmt.
PS230I	3/4	.34	3000	.017"	25 ft./150 ft.	yes
PS260I	3/4	.34	3000	.017"	25 ft./150 ft.	yes

Professional Paint Sprayers



Classic Finish HVLP* Paint Sprayers

- Ametek®/Lamb three-stage turbine for professional finish on cabinets, trim, doors, woodworking, and metal working projects
- Features oversized filters, heat dissipating stub hose, spray gun with adjustable pattern size, adjustable shape (horizontal, vertical, or round) and adjustable air control
- Choose between heavy-duty and professional gun



* HVLP stands for High Volume, Low Pressure which pertains to the method of paint application with these sprayers.

Classic Finish.

Model No.	PSI	scfm	Gun Type	Hose Length Incl./Max.	Included Accessories
HV3000	6	65	MP3311 (HD)	25 ft./50 ft.	wrench, cleaning brush, thin & all-purpose needle nozzle kits
HV3500	6	65	HV7000 (Pro)	25 ft./50 ft.	wrench, cleaning brush, 1 mm needle nozzle kit

HVLP* Paint Sprayer

HV2100

- Excellent for atomizing tough coatings in professional environment
- Features Teflon® coated canister, Kwick-Click™ air cap and quick-connects at both hose ends
- 8 PSI, 84 scfm, four-stage turbine system with 34' hose



HVLP* Paint Sprayer

HV2105

- Combination unit of HV2100 and mobile cart system for high output jobs
- Quickly switches from 1 quart to 2.5 gallon capacity with ease
- Sprayer features listed above and mobile cart provides pressure pot, built-in compressor, 20' fluid hose and Teflon® lined pressure pot with stainless steel pick up tube



Professional Paint Sprayers

Who uses Professional Airless and HVLP Sprayers?

These products are for people who paint frequently. The more powerful HVLPs deliver better atomization with thicker coatings and higher output than the smaller units. The professional airless fill a variety of contractor needs. Each rig features generous hose management capability and ergonomic spray guns. Some units support two gun operation and all equipment fills professional needs with durable, reliable products.

Professional Airless Paint Systems

- For frequent users with high output needs
- Units feature professional metal gun with long-life valves and hose swivel
- Pneumatic tires and bucket leveler (PS6521 only)
- 5 Year limited warranty; Lifetime warranty on diaphragm and motor



Technical Specifications

Model No.	HP	GPM @ 2000 PSI	Max. PSI	Max. Tip Size	Hose Length Incl./Max.
PS270J	1	.44	3000	.019" (1 gun) .015" (2 guns)	50 ft./300 ft. 50 ft.
PS6317	3/4	.34	3000	.017" ---	50 ft./200 ft. ---
PS6521	1	.47	3000	.021" (1 gun) .015" (2 guns)	50 ft./300 ft. 50 ft.

Product Components

Model No.	Mounting Style	Suction Assembly	Valving	Two Gun Capability	Hose Mgmt.
PS270J	cart	Standard	Standard	yes	yes
PS6317	floor	Standard	Standard	no	yes
PS6521	cart	Standard	Standard	yes	yes

1.3 HP / 0.7 GPM @ Pressure

AL2710

- High output piston pump manufactured for Campbell Hausfeld by Airlessco® with 50 ft. hose and professional metal gun
- Features quick dial pressure setting, constant pressure system and low speed, super quiet gear drive with lifetime lubrication system
- Sprays five times more paint without repacking and supports up to .031" spray tip along with 300 ft. extension cord and hose length



5.5 HP / 1.3 GPM @ Pressure

AL2810

- Slow stroking, direct immersion piston pump powered by Honda engine with low oil alert
- Manufactured for Campbell Hausfeld by Airlessco® featuring 100 ft. hose, professional spray gun with .028" tip, low speed gear drive, belt driven long-life clutch and electronic pressure sensor
- Can be adapted for direct feed to 55 gallon drum with attachment (sold separately)
- Supports up to 300 ft. max. hose length, .041" max. spray tip for one gun, .028" max. when using two guns



Powered Sprayer & HVLP Accessories

HVLP Accessories

HV7004 - Needle/Nozzle (all purpose)

HV7005 - Needle/Nozzle (light material)

HV7006 - Needle/Nozzle (heavy material)

HV012400AJ - Whip Hose

- Adds flexibility; reduces fatigue

MP3106 - 15' Hose

HV012500AJ - 25' Hose

HV0126 - Sprayer Filter (2 pack)

- Works with: HV2500, HV2550, HV3000, & HV3500

MP3021 - Turbine Sprayer Filter

- Works with HV2000 Series HV6008 - Sprayer Filter
- Works with: HV1000/1500 Series

HV7008 - Multi-purpose Case

- Use for standing, sitting, mixing, and storage

HV0129 - Wheel Caddy

- For use with multi-purpose case

HV0140 - Pinned Metal Spray Canister

- With airtight lid, 1 qt. capacity
(lever locking gun attachment)

HV7002 - Threaded Plastic Spray Canister

- With airtight lid, 1 qt. capacity
(twist locking gun attachment)

HV7003 - Metal Spray Shield


HV7001 - Paint Strainer

- Works with most spray canisters, 1 qt. capacity

HV009700AV - HVLP Instructional Video

HV0130 - Canister Liners

- Fits most spray canister openings



Airless Paint Sprayer Accessories

Rollers and Roller Covers

AL2275 - 20" Airless Roller Attachment

- * Roller covers compatible with airless attachment & EZ111A

AL2053 - 3/8" Roller Cover (drywall & plaster)

AL2054 - 3/4" Roller Cover (textured surfaces)

AL2055 - 1-1/4" Roller Cover (stucco or block)



Hydraulic Oil/Pump Protector

AL1702 - Hydraulic Oil, 16 oz.

AL2061 - Pump Protector, 1 qt. (shown)



Spray Guns and Filters

S150G (AL2130)

- Spray gun with full size in-line filter and .013" reversible tip

S200G (AL2140)

- Durable metal gun with full size in-line filter and .015" reversible tip

S300G (AL1860)

- Professional metal gun with in-line 100 mesh filter, integrated trigger lock, kink-free swivel, convenient storage hook, G-thread fitting, 515 Quadraflow™ tip and base

Spray Gun Filters (sold in packs of 2)

AL086103 - 30 Mesh AL086101 - 100 Mesh

AL086100 - 50 Mesh AL086102 - 200 Mesh



Inlet/Outlet Valves

AL1359 - Inlet/Outlet Valves (for CH AL series sprayers)

AL1363 - Inlet/Outlet Valves (for CH PS series sprayers)



Spray Tips

Starter Kits

AL2236 - .015" Tip and "F-thread" Base

AL2246 - .015" Tip and "G-thread" Base

AL207400AJ - Quadraflow™ Tip Kit

- Includes: "F-thread" base, 515, 413 and 411 tip inserts

* Not packaged for retail sale



AL2236-39

Quadraflow™ Tips

AL2211 - .011" Quadraflow™ Tip

AL2213 - .013" Quadraflow™ Tip

AL2215 - .015" Quadraflow™ Tip

AL2217 - .017" Quadraflow™ Tip

AL2219 - .019" Quadraflow™ Tip

AL2221 - .021" Quadraflow™ Tip



AL2211-21



AL2245

Quadraflow™ Bases

AL2235 - Quadraflow™ Tip "F-thread" Base

AL2245 - Quadraflow™ Tip "G-thread" Base

AL2207 - Quadraflow™ Tip Base Repair Kit



AL2207

Project Spray Tips

AL2070 - Trim Kit

- Includes spray tip and gun filter
- For painting shutters, doors & exterior trim

AL2071 - Transparent Stain Kit

- Includes spray tip and gun filter
- For water seals, transparent & semi-transparent stains

AL2072 Solid Color Stain Kit

- Includes spray tip and gun filter
- For non-transparent stains

AL2073 - Interior Paint Kit

- Includes spray tip and gun filter
- For a brush free finish on trim & doors

AL2074 - Exterior Paint kit

- Includes spray tip and gun filter
- For painting large outdoor surfaces



Hoses and Extension Poles

MP2176 - 1/4" x 25' Hose

- Includes coupler to connect two hoses

MP2689 - 1/4" x 50' Hose

- Includes coupler to connect two hoses

AL0863 - 5' Whip Hose

- Highly flexible, attaches between gun & airless hose

AL2268 - 18" Extension Pole

AL2260 - 24" Angled Spray Wand

- Connects to spray gun



Suction Assembly and Filters


AL1822 - Suction Assembly

- Convert other suction assemblies to PowerFlush system for simplified cleaning

MP2153 - Suction Tube Filters (2 pack)

AL1118 - Power Flush Filter

- For AL1822 suction assembly



Electric Pressure Washers



1300 PSI / 1.4 GPM

PW1310/PW1315

- Great for small projects such as cars, SUVs, outdoor furniture, and lawn equipment
- Instant start/stop system only runs the motor when the trigger is pulled
- Includes adjustable pressure nozzle, adjusts from 100 to 1300 psi
- Includes rotating turbo nozzle, boosts effective cleaning power
- Detergent applicator to improve cleaning effectiveness
- PW1315 includes auto detail kit



1500 PSI / 1.5 GPM

PW1510

- Perfect size for around the house cleaning
- 120 volt/13 amp universal motor with instant start/stop
- Built-in accessory storage
- Adjustable fan lance adjusts from a narrow stream to a wide pattern
- Includes rotary turbo lance and detergent applicator
- 20 ft. high pressure hose and 35 ft. GFCI power cord

NEW



1550 PSI / 1.5 GPM

PW1520

- Sprays soap in high or low pressure
- Universal motor features instant start/stop system
- Built-in soap tank with new see-thru polymer to monitor detergent level
- Includes high pressure soap lance with adjustable fan nozzle - sprays up to 25 ft.
- Includes rotary turbo lance - boosts effective cleaning power
- 20 ft. high pressure hose and 35 ft. GFCI power cord

NEW



Pressure Washer / Steamer Combos

Why Use Pressure Washers & Steamers?

Electric pressure washers provide more effective cleaning power than a traditional garden hose, while using 80% less water. With the addition of steam, you can clean, disinfect and degrease projects. The portable designs offer storage for accessories and tools. We have a wide range of products from 1300 to 1800 PSI pressure washers, and several models include steam. Refer to page 56-57 for a complete listing of accessories.

1650 PSI / 1.6 GPM

PW1686

- 2640 Cleaning Units
- Convenient cart with built-in, 3 qt. detergent tank
- Heavy-duty 120 volt/14.5 amp induction motor
- Instant stop/start motor protection
- 25 ft. high pressure hose
- 35 ft. power cord
- Cast aluminum pump



1550 PSI / 1.5 GPM / 1450 Watt Steamer **PW1587**

- Innovative new cleaning system combines the power of steam with a pressure washer
- 13 amp / 120 volt universal motor
- Built-in storage with hose/cord management
- Includes gun and 2 lances - adjustable fan lance and turbo lance
- Includes 25 ft. high pressure hose and detergent cup

NEW

BUILT-IN STEAMER MODULE

- Ready to use in 30 seconds
- 6 piece accessory kit
- 34 oz. capacity reservoir
- 6 ft. ultra flexible steamer hose
- Great for detailing cars, boats and more



1800 PSI / 1.6 GPM / 1400 Watt Steamer **PW1690**

- Innovative new cleaning system combines the power of steam with a pressure washer
- Features dual detergent bottles with selector - wash and wax!
- Includes new style quick connect lance with 2 interchangeable nozzles - turbo nozzle and adjustable fan
- 13 amp / 120 volt induction motor and cast aluminum pump
- Integrated storage for accessories, steamer, cord and hose management, and mesh bag for steamer accessories

NEW

1400 WATT STEAMER

- Includes 7-piece accessory set
- Pistol grip with trigger-activated steam
- Control moisture intensity with thumb dial
- Excellent for disinfecting and cleaning around the home and shop



Pressure Washers

Gas Pressure Washers



2200 PSI / 2.0 GPM

PW2202

- Great for larger home projects such as decks, driveways, siding, brick, tractors, and RVs
- Features built-in polymer soap tank holds 1-5 gallons of liquid
- 4.5 HP Tecumseh® engine
- Durable pump features automatic detergent injection and thermal relief protection for long life
- Includes high pressure soap lance (sprays up to 25 ft.) and rotary turbo lance to boost effective cleaning power
- 25 ft. high pressure hose with spray gun
- Compact vertical cart with 8" semi-pneumatic wheels for easy transport and storage



2500 PSI / 2.1 GPM

PW2502

- Great for larger home projects such as decks, driveways, siding, brick, tractors, and RVs
- Powerful 6 HP Tecumseh® engine
- Durable cast aluminum pump with brass manifold features automatic detergent injection and thermal relief protection for long life
- Compact vertical cart with 8" semi-pneumatic wheels for easy transport and storage
- Includes 25 ft. high pressure hose, adjustable fan lance for high and low pressure; features view through 1.5 gallon detergent tank



Why Use a Gas Pressure Washer?

These gas powered pressure washers are designed for the more demanding jobs; with increased performance and mobility you can finish your task faster, and with less effort.

2600 PSI / 2.1 GPM

PW2602

- Clean all around home projects including driveways, outbuildings, machinery and more
- 6.5 HP Tecumseh® OHV engine
- Durable cast aluminum pump with brass manifold features automatic detergent injection and thermal relief protection for long life
- Compact vertical cart with 8" semi-pneumatic wheels for easy transport and storage
- 25 ft. high pressure hose with spray gun, unit features 1.5 gallon detergent tank
- Includes high pressure soap lance (sprays up to 25 ft.) and turbo lance to boost effective cleaning power

NEW



2800 PSI / 2.2 GPM

PW2802

- Great for home and farm cleaning projects such as decks, driveways, siding, brick, tractors, barns and outbuildings
- 6.5 HP Tecumseh® OHV engine
- Durable cast aluminum axial pump with brass head lasts 50% longer than typical wobble pump and features thermal relief protection
- Semi-professional gun, lance with 25 ft. high pressure hose.
- Zinc-plated lance with brass fittings includes 3 quick-connect spray tips
- Compact vertical cart design for easy transport and storage
- 8" semi-pneumatic wheels will never go flat

NEW



3000 PSI / 2.3 GPM

PW3002

- Ideal for heavy-duty home, shop and farm cleaning projects such as driveways, siding, brick, tractors, barns and equipment
- 7 HP Tecumseh® OHV engine with pressurized lubrication for long life and dependable operation
- Durable pump with brass manifold features adjustable pressure-regulator and thermal relief protection
- Professional gun with 25 ft. high-pressure hose
- Includes high pressure soap lance, sprays soap up to 25 ft.
- Zinc-plated lance with brass fittings includes 3 quick-connect spray tips
- 8" semi-pneumatic wheels will never go flat

NEW



Pressure Washer Tools & Accessories

Guns

PW1024 - Gun

- For use with electric units

PW0725 - Pro Gun

- For use with gas units from 2400 to 3500 PSI



Brushes

PW1000 - Multi-Purpose Cleaning Brush

- Soft, compact brush head is perfect for tackling a variety of home cleaning projects
- For use with all CH pressure washers

PW1009 - Deck and Siding Brush

- Wide brush head and stiff bristles clean decks and siding faster and easier
- For use with all CH pressure washers

PW1011 - Rotating Vehicle Brush

- Rotating action of bristles breaks down tough dirt and grime, yet is safe for delicate finishes
- For use with all CH pressure washers

PW1010 - Brush Extension

- Attaches to the cleaning brush to provide extra reach for hard to clean places
- For use with all CH pressure washers



Lances & Cleaning Tools

PW1060/PW1061 - High Pressure Soap Lance with Adjustable Fan Nozzle

- Sprays soap up to 25 ft.
- Soap tank uses bleach and holds 1/2 gallon
- PW1060 works with most gas pressure washers up to 3200 PSI
- PW1061 for use with electric pressure washers

PW1070/PW1071 - Adjustable Pressure Lance

- PW1070 for use with gas models
- PW1071 for use with electric models
- Provides perfect surface preparation for a wide range of projects
- Made of durable, rust resistant materials
- Nozzle features fixed fan pattern that adjusts from 100 psi to maximum pressure of pressure washer

PW1022/PW1023 - Rotating Power Lance

- PW1022 for use with all electric models with bayonet-style gun
- PW1023 for use with all gas models up to 2200 PSI with threaded gun
- Powerful rotating spray pattern cleans deeper and wider than standard spray nozzles to save time and effort

PW0744 - Quick-Connect Lance

- For use with all gas models



Deck 'n' Drive Rotary Surface Cleaner PW1091

- Perfect for cleaning driveways, decks, patios and fences
- Cleans area 8 times wider than a regular nozzle
- Works with any pressure washer rated up to 2500 PSI @ 2.2 GPM
- Includes lance extension and adapters



Pressure Washer Accessories

Extension Poles

PW1085 - 6 ft. Extension Pole

PW1086 - 9 ft. Extension Pole

- Telescoping handle adjusts to desired length
- Brass fitting to change quick-connect spray tips
- Light weight fiberglass and aluminum construction
- Ergonomic handle designed for maximum comfort
- Includes 2 quick-connect tips, detergent and 25° general purpose tip

Recommended Usage:

PW1085 - For use with most pressure washers up to 2400 PSI

PW1086 - For use with most pressure washers up to 3000 PSI



Quick-Connect Hose Fittings



Model No.	Description	Connection Function	Hose Pressure Rating	Pressure Washer Compatibility	Addtl. Fittings Required
PW1027	1/4" Female Plug	Gun to Hose	2200 PSI	Elec. & Gas	PW1028
PW1028	1/4" Male Socket	Hose to Gun	2200 PSI	Elec. & Gas	PW1027
PW1029	1/4" Male Socket	Hose to Pump	2200 PSI	Elec. & Gas	PW1030
PW0750	3/8" Male Plug	Gun to Hose	2200 PSI	Gas	PW0751
PW0751	3/8" Female Socket	Hose to Gun	2200 PSI	Gas	PW0750
PW0760	3/8" Male Socket	Hose to Pump	2200 PSI	Gas	PW0761
PW0830	Quick Connect Kit	Hose to Pump	Garden Hose	Electric	
PW1031	Female Coupler	Hose to Pump	Garden Hose	Gas	PW1032
PW1032	Male Nipple	Pump to Hose	Garden Hose	Gas	PW1031

Quick-Connect Tips

Model No.	Degree	PSI
PW0746	0°	2200 - 3000
PW0740	0°	3100 - 3500
PW0747	15°	2200 - 3000
PW0741	15°	3100 - 3500
PW0748	25°	2200 - 3000
PW0742	25°	3100 - 3500
PW0749	40°	2200 - 3000
PW0743	40°	3100 - 3500
PW0745	Detergent nozzle	2200 - 3500



Detergents

PW0047 - Concrete Cleaner

PW0049 - Car and Boat Wash

PW0050 - Deck and Fence Cleaner

PW0051 - General Purpose Cleaner

PW0052 - House and Siding Wash

PW0053 - Heavy-Duty Degreaser



Hoses

PW1021 - 1/4" x 25' Hose (up to 2300 PSI)

PW0722 - 3/8" x 25' Hose (up to 3000 PSI)

PW0721 - 3/8" x 50' Hose (up to 4000 PSI)





70 AMP AC

WS0970

- Offers built-in accessory storage and cord management.
- Efficient transformer design provides easier start and smoother arc
- Input Power: 115 Volt, 20 amp. Plug in anywhere!
- Output Power: 50-70 amps AC to weld steel from 18 gauge to 1/8"
- Duty Cycle: 10% @ 70 amps
- Use rod size 1/16" to 5/64"



230 AMP AC

WS2800

- The most user-friendly features, the most power for the dollar!
- Input Power: 230 volt, 50 amp
- Output Power: 40-225 amps AC to weld steel from 18 gauge to 3/8"
- Duty Cycle: 20% @ 180 amps
- Features accessory storage (for electrode containers, helmet, gloves, and hammer), cord management and dinse plugs, thermal overload protection, wheels and casters for portability
- Use rod size 1/16" to 1/8"

* Electrode containers not included



Why Use a Stick Welder?

Ideal for outdoor repair and maintenance jobs, stick welding is a great choice for tough jobs on dusty, painted or dirty surfaces. Stick welding technology offers you the lowest initial purchase cost to begin welding. The AC output delivers the most output current for the dollar. Stick welding is a time-proven process and consumable electrodes are widely available. Campbell Hausfeld® stick welders will have you welding within minutes from opening the box. Select a ready-to-weld unit alone, or choose a kit including all needed accessories to weld like a pro.

115V Stick/Tig Inverter

WS2100

- Inverter technology eliminates transformer weight for amazing power in a 10 lb. package
- Input Power: 115 volt, 20 amp
- Output Power: 5-110 amps DC to weld up to 1/4" steel in a single pass
- Output Control: Infinite amperage control to dial in the perfect bead
- Duty Cycle: 35% @ 90 amps
- Weight: 9.7 lbs.
- Includes face shield, hammer/brush, work clamp with 10' cable, and electrode holder with 15' cable



Welder/Generator

GW4010

- Gas engine powered Welder/Generator provides a powerful, portable welder combined with a 4000 watt generator to power tools on remote job sites
- Input Power: 9 HP, 6 Hz OHC Robin engine combined with 7 gallon gas tank for up to 12 hours of run time
- Output Power: 60-140 amps AC to weld steel from 18 gauge to 5/16"
- Duty Cycle: 35% @ 140 amps



Robin
SUBARU

Plasma Cutter

WK5550

- Inverter technology eliminates transformer weight for amazing power in a 29-pound package
- Built-in compressor for portable use; no need for shop air or bulky cylinders
- Cuts mild steel, aluminum, stainless steel and brass up to 1/4" thick
- Input Power: 115 volt, 20 amp - Can be used with extension cords!
- Output Power: 15 amp @ 86 volt DC
- Duty Cycle: 35% @ 15 amps



MIG / Flux Wire-Feed Welders



Flux Core Auto-Strike 85

WF2050

- Wire feed feature makes welder easy to use
- High efficiency transformer delivers smooth, stable arc
- Drive deck with dedicated power supply maintains consistent wire speed
- Thermal overload protects welder from overheating
- Professional torch with trigger activated arc allows precise weld placement
- Infinite wire speed adjustment allows for a smooth even, weld bead
- Dual heat setting allows easy adjustment of output power for projects with different metal thicknesses
- Internal rectifier provides DC power for a smooth, even weld bead
- Welds steel from 18-gauge to 3/16"
- Input Power: 115 volt, 20 amp
- Output Power: 40-70 amps
- Duty Cycle: 20% @ 70 amps
- Includes: Starter spool of flux core wire, Welding shield, Hammer/brush, Quick start guide



MIG / Flux VERSA-ARC 95

WG2060

- High efficiency transformer delivers smooth, stable arc
- Drive deck with dedicated power supply maintains consistent wire speed
- Thermal overload protects welder from overheating
- Professional torch with trigger activated arc allows precise weld placement
- Infinite wire speed control allows project specific adjustments
- Rotary heat dial with 4 settings allows easy adjustment of output power for projects with different metal thicknesses
- Internal rectifier provides DC power for a smooth, even weld bead
- External polarity - change from MIG or Flux welding
- Built-in gas liner and valve, MIG ready
- Welds from 24-gauge to 3/16" steel
- Input Power: 115 volt, 20 amp
- Output Power: 40-70 amps
- Duty Cycle: 20% @ 70 amps
- MIG Regulator Kit Included
- Includes: Starter spool of flux core wire, Welding shield, Hammer/brush, Quick start guide



Why Use a MIG/Flux Welder?

Campbell Hausfeld® MIG/Flux welders enable you to create industrial strength welds within minutes. With this process, the weld is applied via welding wire continuously fed through the gun and allows you to weld without interruptions. Flux wire-feed welding is the easiest to use and requires no gas. MIG/Flux welders combine the easy to use flux process with the versatility of adding gas to transform into a MIG welder. With the right adjustments, you can MIG weld metals of different thickness and achieve clean welds in minutes. For professional results, the Campbell Hausfeld MIG/Flux Wire-Feed welders are your best choice.

Welder Accessories

Wire-Feed Nozzles and Contact Tips

WT5010 - .024", .030", .035" Tips & Binzel Style Nozzle

WT5011 - MIG Welding Binzel Style Nozzle

WT5012 - .024" Contact Tips (4 pcs.)

WT5013 - .030" Contact Tips (4 pcs.)

WT5014 - .035" Contact Tips (4 pcs.)

WT5021 - Tweco® Style Replacement Nozzle



Flux Wire

Flux Wire

WE2000 - .030" 2 lb. Spool

WE2005 - .035" 2 lb. Spool

WE2010 - .030" 10 lb. Spool

WE2015 - .035" 10 lb. Spool

- Easy-to-use, requires no shielding gas
- Smooth bead with deep penetration for use with thicker metals



MIG Wire

MIG Steel Wire

WE3000 - .024" 2 lb. Spool

WE3005 - .030" 2 lb. Spool

WE3010 - .035" 2 lb. Spool

WE3015 - .024" 10 lb. Spool

WE3020 - .030" 10 lb. Spool

WE3025 - .035" 10 lb. Spool

MIG Aluminum Wire

WE3030 - .030" 1 lb. Spool

- Produces smooth, clean welds for automotive and other projects
- Deoxidizers in wire produce stronger welds



Welder Accessories

MIG Aluminum Accessory Kit

WT2531 - Aluminum MIG Welding Accessory Kit

- Increase your success when welding aluminum with our Aluminum kit!
- Fits model WG2060
- Includes: Teflon® wire liner to reduce drag, smooth .030" drive roller to feed wire with less distortion and four .030" oversize contact tips for better power transfer



115 / 116 Volt Arc Welding Rods

1/3 lb.	1/2 lb.	A.W.S. Classifications	Diameter
	WE1030	E6013 - General Purpose	5/64"
	WE1035	E6013 - General Purpose (AmpSaver™)	1/16"
	WE1050	E7014 - Fast Fill	5/64"
	WE1055	E7014 - Fast Fill (AmpSaver™)	1/16"
WE1100		Auto Strike - Stainless Welding Rods (AmpSaver™)	1/16"



230 Volt Arc Welding Rods

- Available in resealable 1 lb. tubes, 5 lb. boxes, and 10 lb. boxes
- Works with all 230V input power arc (stick) welders

1 lb.	5 lb.	10 lb.	A.W.S. Classifications/ Characteristics	Diameter	Welder Amp Setting
WE1025	WE1027		E6013 - General Purpose, smooth bead with low spatter. High quality bead appearance.	3/32"	70-100
WE1012	WE1017	WE1018		1/8"	80-120
WE1010	WE1012		E6011 - Deep Penetration, flat bead with deep penetrating arc. Better for dirty or rusted steel.	3/32"	80-100
WE1000	WE1002	WE1003		1/8"	85-130
WE1045	WE1047		E7014 - Fast Fill, smooth bead with fast deposition. Better for joints with poor fit-up.	3/32"	70-110
WE1040	WE1042			1/8"	80-120
WE1065	WE1067		E7018 - High Strength, Low Porosity. Low porosity for stronger weld. Ideal for pipes and fabrication.	3/32"	85-110
WE1060	WE1062			1/8"	100-150

Rod Containers

WT2240 - Electrode Container

- Airtight and watertight storage protects welding rods from moisture
- Holds up to 10 lbs. of welding rods



Misc. Welding Accessories

WT2005 - Full Length 14" Welding Gloves

- With cotton lining for comfort and heat resistance, wing thumb design for easier gripping, and durable welted seams



WT2105 - Cross Chisel & Pick Chipping Hammer

- Use to chip and remove slag from welds
- Coiled handle absorbs shock while chipping

WT2125 - Shovel Steel Brush

WT2123 - Steel Scratch Brush

WT2127 - Stainless Steel Scratch Brush

WT2126 - Stainless Steel Brush (small)

WT2130 - Brass Brush (small)

WT2200 - Soapstone Holder

- Use to mark and outline weld areas on steel
- Pen type holder includes collet style clamp with pocket clip and built-in sharpener

WT2201 - Replacement Soapstone (6 pcs., round)



Welding Helmets and Lenses

WT1006 - Auto Darkening Helmet, Standard Size

- Lens darkens to shade #10 (in .1 millisecond) in response to weld spark to give you exact placement of weld and ease of use.
- 2" x 4 1/4" lens includes two clear covers to protect the shaded lens from weld splatter
- New comfortable, lightweight shell design
- Solar filter with lithium batteries
- Ratchet adjustment and padded headgear for exact fit



WT1006

WT1005 - Helmet with 2" x 4-1/4" Lens

- New comfortable, lightweight shell design
- Lens is shade #10 filter plate and includes two clear covers to protect the shaded lens from weld splatter
- Drop down ratchet headgear allows welder to "nod" helmet into place
- Soft, form-fitting sweatband adds a more comfortable fit



WT1005

WT1010 - Helmet with 4-1/2" x 5-1/4" Lens

- Large lens for better visibility
- Fully assembled
- Ratchet headband adjustment and padded comforter

WT1105 - Lenses, 2" x 4-1/4"

- Includes (2) clear and (1) #10 shaded



WT1105

WT1155 - Lenses, 4-1/2" x 5-1/4"

- Includes (2) clear and (1) #10 shaded
- ANSI approved lenses of lightweight polycarbonate material

Oxyacetylene Torches and Accessories

Oxyacetylene Kit

WT4000

- Just add gas and you have the most versatile and portable welding and cutting tool you can buy.
- Power to weld up to 1/4" and cut up to 1/2" steel
- Easy-to-read 2" regulator gauges
- Includes case, tip cleaner, flint striker, 15' dual-line hose, and goggles
- ANSI approved lenses of lightweight polycarbonate material
- Dual-valve torch handle with check valves
- Cutting attachment with pre-heat valve & trigger
- Comes with "rosebud" multi-flame heating tip, #0 cutting tip, #0, #2, and #4 welding tips



Porta-Torch Kit

WT5000

- With bottles and carrier included, you have the most highly portable self-contained welding and cutting set.
- Power to weld up to 3/32" and cut up to 1/2" steel
- Easy-to-read 2" regulator gauges
- Includes case, tip cleaner, flint striker, 15' dual-line hose, and goggles
- Dual-valve torch handle with check valves
- Cutting attachment with pre-heat valve & trigger
- Includes empty DOT approved 5 cu. ft. Acetylene tank, 10 cu. ft. Oxygen tank, #1 welding tip, #0 cutting tip, and 12.5' dual-line hose



Torch Accessories

WT2405 - Cutting/Brazing Goggles

- Shade #5 protects eyes during oxyacetylene brazing, cutting and welding. Soft vinyl frame for comfort
- Meets ANSI Z87.1 and OSHA standards



WT2405

WT2400 - File (1), Tip Cleaners (12)

- Cleans spatter/debris from oxy-fuel cutting & welding tips



WT2400

WT2401 - Flint Lighter

- Easy-to-use and ideal for lighting oxy-fuel torches



WT2401

WT2402 - Replacement Flints (5)

WE1200 - Brazing Rods

- Flux coated, low fuming bronze composition
- Use on steel, copper alloys, cast iron, nickel alloys, and stainless steel
- Use a neutral or slightly oxidizing flame to produce high strength, ductile weld deposits



WE1200

History of Campbell Hausfeld®

For more than 160 years, Campbell Hausfeld® has manufactured quality products for both the consumer and the professional. Our long legacy of products began in 1836 when we primarily manufactured horse-drawn wagons and agricultural



equipment such as corn drills. By the 1920s, spraying equipment was added.



Product lines were further expanded in 1940 when the first Campbell Hausfeld air compressors and paint sprayers came off the manufacturing lines. In the 1950s and 1960s, most products were produced

under premier private label names such as Sears. The 1970s brought an expanded customer base and product identity with the development of more "Campbell Hausfeld®" branded products. The resulting growth created a new manufacturing and distribution center in Leitchfield Kentucky. By the 1980s, pneumatic tools were added to the product line. In addition, a larger painting systems manufacturing facility, located in Mt. Juliet Tennessee, was built. The 1990s brought accelerated growth and brand name



recognition.



During this

time pressure washer and welder powered equipment lines were added. In 2005, Campbell Hausfeld started to offer cordless drills. By applying over 160 years of experience,

Campbell Hausfeld® is committed to providing advanced products and services that make your tough jobs faster and easier.



Call Us at:

- Air Compressors, Air Tools, Nailers
Staplers, Inflators, Tire Accessories 1-800-543-6400
- Power Tools 1-800-424-8936
- Painting Systems 1-800-626-4401
- Pressure Washers 1-800-330-0712
- Welders 1-800-746-5641

Call us Toll-Free Monday - Thursday 8am to 6pm or
Friday 8am to 5pm EST (automated services available
24 hours a day, 7 days a week).

Telephone Services Include:

- **POWER XPERT** Product & Application Assistance
- **POWER XPERT** Technical Assistance
- Automated Product Manual Ordering System
- Automated Warranty Registration System
- Automated Service Center Locator

Visit Us Online at www.CHPOWER.com

For information on over 10,000 products, parts and accessories
24 hours a day, 7 days a week visit us online at www.chpower.com.



Online Services Include:

- Product Manuals and Parts Breakdowns
- Product and Application Information
- Service Center and Store Locator
- Trouble-Shooting Guides
- Warranty Registration
- Technical Assistance

Fax Us at 1-800-843-0927



Write Us at:

Campbell Hausfeld
P.O. Box 12898 • Cincinnati, OH 45212



**CAMPBELL
HAUSFELD®**

BUILT TO LAST

PO BOX 12898

CINCINNATI, OHIO 45212

**PRESORT STANDARD
U.S. POSTAGE
PAID
HARRISON, OHIO
PERMIT 501**